

# Throughput Optimality and Overload Behavior of Dynamical Flow Networks Under Monotone Distributed Routing

Giacomo Como, *Member, IEEE*, Enrico Lovisari, and Ketan Savla

**Abstract**—This paper investigates the throughput behavior of single-commodity dynamical flow networks governed by monotone distributed routing policies. The networks are modeled as systems of ordinary differential equations based on mass conservation laws on directed graphs with limited flow capacities on the links and constant external inflows at certain origin nodes. Under monotonicity assumptions on the routing policies, it is proven that, if the external inflow at the origin nodes does not violate any cut capacity constraints, then there exists a globally asymptotically stable equilibrium, and the network achieves maximal throughput. On the contrary, should such a constraint be violated, the network overload behavior is characterized. In particular, it is established that there exists a cut with respect to which the flow densities on every link grow linearly over time (respectively, reach their respective limits simultaneously) in the case where the buffer capacities are infinite (respectively, finite).

**Index Terms**—Distributed routing, dynamical flow networks, monotone dynamical systems, resilience, throughput, transportation networks.

## I. INTRODUCTION

**R**APID technological advancements are facilitating real-time control of infrastructure networks, such as transportation, in order to achieve their efficient utilization. While static network flows, for example, see [1], have traditionally dominated the modeling framework for infrastructure networks, the true potential of the emerging technologies can only be realized by developing control design within a dynamical framework.

In this paper, we study single-commodity dynamical flow networks, modeled as systems of ordinary differential equations (ODEs) derived from mass conservation laws on directed graphs having constant external inflow at each of possibly multiple origins. The state of the system is the density of particles

Manuscript received May 7, 2014; revised August 27, 2014; accepted September 25, 2014. Date of publication November 12, 2014; date of current version March 13, 2015. This work was supported in part by the Swedish Research Council under the Junior Research Grant Information Dynamics in Large Scale Networks. Recommended by Associate Editor K. H. Johansson.

G. Como is with the Department of Automatic Control, Lund University, Lund SE-221 00, Sweden (e-mail: giacomo.como@control.lth.se).

E. Lovisari is with CNRS, GIPSA-lab, Grenoble F-38000, France (e-mail: enrico.lovisari@gipsa-lab.fr).

K. Savla is with the Sonny Astani Department of Civil and Environmental Engineering, University of Southern California, Los Angeles, CA 90089-2531 USA (e-mail: ksavla@usc.edu).

Color versions of one or more of the figures in this paper are available online at <http://ieeexplore.ieee.org>.

Digital Object Identifier 10.1109/TCNS.2014.2367361

on the links of the network, limited by possibly finite buffer capacities. The flow of particles from a link to downstream links, limited by the maximum flow capacity, is regulated by deterministic rules, or routing policies, which depend on the state of the network. Particles leave the network when they hit any of the possible multiple destination nodes. We focus on routing policies that are distributed: the routing at each link only depends on local information consisting of the density of itself and the links downstream to it. More specifically, we propose a novel class of *monotone distributed routing policies* that are characterized by general monotonicity assumptions on the sensitivity of their action with respect to local information.

Our objective is to prove maximum throughput and to characterize the overload behavior in networks operating under monotone distributed routing policies. Our main result is in the form of a dichotomy. If the external inflow at the origin nodes does not violate any cut capacity constraints, then there exists a globally asymptotically stable equilibrium, and the network achieves maximal throughput. When the external inflow at the origin nodes violates some cut capacity constraint, then the network exhibits the following feature: under infinite buffer capacities, there exists a constraint-violating cut, independent of the initial condition, such that the particle densities on the origin side of the cut grow linearly in time with the least possible slope; under finite buffer capacities, there exists a constraint-violating cut, in general, dependent on the initial condition, such that all of the links constituting the cut hit their buffer capacities simultaneously. The network thus operates in the most efficient way, from a throughput perspective, even if the routing policies rely only on local information.

These results rely on the ability of the routing policy to implicitly *back-propagate* congestion effects, allowing flow to be routed toward less congested parts of the network in a timely fashion. While algorithms for distributed computation of maximum network flow are well known (e.g., see [2]), the novelty of our contribution consists in proving throughput optimality for flow dynamics naturally arising in physical networks. The proofs are based on an  $l_1$ -contraction principle for monotone conservation laws (Lemma 1), and on a complete characterization of all possible combinations of limiting (as densities approach the buffer capacities) states of all the links around every node (Lemma 3). The former, in particular, is analogous to properties of some hyperbolic partial differential equations: for example, cf. Kružkov's Theorem [3, Prop. 2.3.6] for entropy solutions of scalar conservation laws.

The distributed routing architecture of this paper and the ensuing result on throughput optimality are reminiscent of the back-pressure routing algorithm for multihop networks [4]. In [4], dynamics are imposed on the nodes of the network, instead of the links as here. However, one can transform our setup to fit within the one in [4] by employing a *dual graph* where the roles of nodes and links are exchanged in a suitable manner. The back-pressure routing setup allows for arbitrary constraints on simultaneous activation of links in the network. For specific constraints under which at most one, among all outgoing links, at every node can be activated, then the back-pressure routing, with the max operation replaced with softmax, can be argued to satisfy the properties of monotone distributed routing of this paper. Such an argument also extends to generalizations of back-pressure policies, such as the MaxWeight- $f$  policies, for strictly increasing  $f$ .

The dynamical formulation of this paper is also reminiscent of dynamic traffic flow over networks, for example, see [5] and [6]. In particular, our framework can be used to analyze dynamical traffic models that are related to the well-known *cell transmission model* (CTM) [5], [7]. The CTM can be explained for a line network as follows: a line is partitioned in *cells*  $e = 1, \dots, N$ , in each of which the traffic state is described by traffic density. The system is driven by mass conservation and the flow from a cell to the following cell is given by the minimum of two quantities: demand of cell  $e$ , describing the amount of vehicles that desire entering the cell  $e + 1$ , and supply of cell  $e + 1$ , describing the maximum amount of vehicles that are allowed in it. Such a dynamical setup can be shown to satisfy the monotonicity properties of this paper and, hence, one can derive tight conditions on the existence and stability of equilibria in such settings [8]. As such, this result is a continuous time counterpart of [9]. The CTM setup is extended to the general network case by specifying fixed *turning ratios* and by imposing first-in-first-out (FIFO) constraints at diverging junctions [5]. In this case, the resulting setup does not necessarily satisfy the monotonicity properties of this paper. However, other models based on non-FIFO rules at the diverging junctions satisfy the monotonicity properties, and the techniques of this paper can then be applied for analysis and synthesis of such models [10].

It is imperative to highlight the difference between this paper and our previous work [11], [12], where we studied dynamical flow networks in which the action of the routing policy at a node is restricted to splitting the (given) inflow from incoming links at that node among the links outgoing from that node, as a function of the density on outgoing links. Specifically, such a routing architecture did not allow backward propagation of the congestion effect. We proposed and studied a class of *locally responsive policies* under such an architecture for the infinite buffer capacity case and for directed acyclic network topologies. In this paper, we extend and modify such a framework, not only by allowing finite buffer capacities and cyclic network topologies, but more important, by allowing the routing policies to completely control the flow transfer between links. Under this framework, we are able to provide explicit conditions for global asymptotic stability of equilibria and, unlike [11] and [12], we give a detailed characterization of the overload behavior of the network.

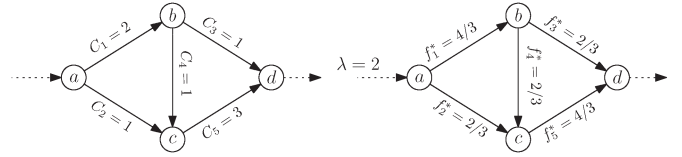


Fig. 1. On the left, the network  $\mathcal{G}$  analyzed in Section II, with node set  $\mathcal{V} = \{a, b, c, d\}$ , link set  $\mathcal{E} = \{1, 2, 3, 4, 5\}$ , and capacities  $C_1 = 2, C_2 = C_3 = C_4 = 1, C_5 = 3$ . On the right, an equilibrium flow  $f^*$ .

This paper is organized as follows: Section II provides a motivating example for the study of monotone distributed policies. In Section III, we propose a general model for dynamical flow in networks. In Section IV, we state our main results, which are proven in Section V. Finally, Section VI states conclusions and possible directions for future research.

We conclude by introducing some notational conventions. For finite sets  $\mathcal{A}$  and  $\mathcal{B}$ ,  $\mathbb{R}^{\mathcal{A}}$  ( $\mathbb{R}_+^{\mathcal{A}}$ ) is the space of real-valued (non-negative-real-valued) vectors whose entries are indexed by elements of  $\mathcal{A}$  and  $\mathbb{R}^{\mathcal{A} \times \mathcal{B}}$  the space of matrices whose real entries are indexed by pairs in  $\mathcal{A} \times \mathcal{B}$ .  $M' \in \mathbb{R}^{\mathcal{B} \times \mathcal{A}}$  is the transpose of  $M \in \mathbb{R}^{\mathcal{A} \times \mathcal{B}}$ . Inequalities such as  $x \leq y$  or  $x < y$  for vectors  $x, y \in \mathbb{R}^{\mathcal{A}}$  are meant to hold component-wise.

We identify a network with a weighted directed multigraph  $\mathcal{G} = (\mathcal{V}, \mathcal{E}, C)$ , where  $\mathcal{V}$  and  $\mathcal{E}$  stand for the finite sets of nodes and links, respectively, and  $C \in (0, +\infty]^{\mathcal{E}}$  are link capacities. For link  $e \in \mathcal{E}$ ,  $\sigma_e$  and  $\tau_e$  denote its tail and head nodes, respectively, so  $e = (\sigma_e, \tau_e)$ . While we assume there are no self-loops, that is,  $\tau_e \neq \sigma_e$  for  $e \in \mathcal{E}$ , we allow for parallel links.

## II. MOTIVATING EXAMPLE

Consider the network  $\mathcal{G} = (\mathcal{V}, \mathcal{E}, C)$  in Fig. 1, with inflow  $\lambda = 2$  from node  $a$  and equilibrium flow  $f^*$ . Our goal is to study throughput and resilience of dynamical flows on  $\mathcal{G}$ . As it turns out, these properties do not depend merely on  $\mathcal{G}$  and  $f^*$ , but also on the specific flow dynamics. We focus on first-order dynamics of the form

$$\dot{\rho} = A(F'(\rho) - F(\rho)) \mathbf{1} \quad (1)$$

where  $\rho = \rho(t) \in \mathbb{R}_+^5$  is the vector of densities on the different links;  $F(\rho) \in \mathbb{R}^{6 \times 6}$  is the matrix of link-to-link flows with  $F_{ij}(\rho)$  denoting the flow from link  $i$  to link  $j$  and with the last row and column of  $F(\rho)$  corresponding to inflows from and, respectively, outflows to the external world;  $A = [I_{5 \times 5} \ \mathbf{0}_{5 \times 1}]$  is the projection matrix on the first five components; and  $\mathbf{1} \in \mathbb{R}^6$  is the all-one vector. Assume that all of the links have infinite buffer capacities, that is, the range of  $\rho_e(t)$  is  $[0, +\infty)$  for all  $e \in \mathcal{E}$ . To reflect the structure of  $\mathcal{G}$  and invariance of the non-negative orthant  $\mathbb{R}_+^5$  for solutions of (1), assume that

$$F(\rho) = M(\rho)R(\rho)$$

where  $M(\rho) = \text{diag}(C_1\varphi(\rho_1), \dots, C_5\varphi(\rho_5), \lambda)$ , with  $\varphi(\rho)$  Lipschitz continuous and strictly increasing from  $\varphi(0) = 0$  to  $\lim_{\rho \rightarrow \infty} \varphi(\rho) = 1$ , and  $R(\rho) \in \mathbb{R}^{6 \times 6}$  is a row-substochastic routing matrix with  $R_{ij}(\rho) \equiv 0$  whenever  $\tau_i \neq \sigma_j$  (with the convention  $\sigma_6 = d, \tau_6 = a$ ). The term  $C_i\varphi(\rho_i)$  represents the density-dependent maximal outflow from a link  $i$ , while  $R_{ij}(\rho)$

stands for the fraction of such a maximal outflow routed to the downstream link  $j$ , for example, the dynamics on link 1 read  $\dot{\rho}_1 = \lambda R_{61}(\rho) - C_1 \varphi(\rho_1)(R_{13}(\rho) + R_{14}(\rho))$ . Let

$$\mu(C, R) := \liminf_{t \rightarrow +\infty} \frac{1}{t} \int_0^t (F_{36}(\rho(s)) + F_{56}(\rho(s))) ds$$

denote the throughput of flow dynamics (1), that is, the long-term average inflow at the destination node  $d$ . A perturbation of (1) is a dynamical system with the same network topology and routing matrix, but a potentially different vector of link capacities  $\tilde{C}$ . In the following text, we shall be interested in measuring how much can such perturbations reduce the throughput of the system. Assume that the unperturbed dynamics (1) admits an equilibrium  $\rho^* \in \mathbb{R}^5$  with

$$AM(\rho^*)R(\rho^*)\mathbf{1} = AR'(\rho^*)M(\rho^*)\mathbf{1} = f^*$$

so that, in particular,  $\mu(C, R) = \lambda = 2$ , and define the *resilience function*  $\nu(\cdot)$  by letting, for  $\delta \geq 0$

$$\nu(\delta) := \inf_{\mathbf{0} \leq \tilde{C} \leq C} \left\{ \sum_{1 \leq i \leq 5} (C_i - \tilde{C}_i) : \mu(\tilde{C}, R) < \lambda - \delta \right\}.$$

The resilience function has a natural interpretation as the effort required by an adversary, who is choosing  $\tilde{C} \leq C$ , to cause a throughput loss  $\delta$ , given that the routing policy is  $R(\rho)$ . Note that if  $C_G = 3$  stands for the min-cut capacity of  $\mathcal{G}$ , then necessarily  $\nu(\delta) \leq C_G - \lambda + \delta = 1 + \delta$  for  $0 \leq \delta \leq \lambda$ . Indeed, reducing the capacities of the links of a minimal cut in such a way that the perturbed min-cut capacity  $\tilde{C}_G$  does not exceed  $\lambda$ , then the throughput drops from  $\lambda$  to, at most,  $\tilde{C}_G$ .

We now characterize the resilience function of three different routing matrices. Let us start with a fixed routing matrix

$$R^{(1)}(\rho) \equiv \begin{bmatrix} 0 & 0 & 1/2 & 1/2 & 0 & 0 \\ 0 & 0 & 0 & 0 & 1 & 0 \\ 0 & 0 & 0 & 0 & 1 & 0 \\ 0 & 0 & 0 & 0 & 0 & 1 \\ 0 & 0 & 0 & 0 & 0 & 1 \\ 2/3 & 1/3 & 0 & 0 & 0 & 0 \end{bmatrix}.$$

Let the network be at equilibrium  $f^*$  before the perturbation. Under fixed routing  $R^{(1)}$ , a capacity reduction on link 3 does not change its inflow  $f_3^* = 2/3$ . If  $f_3^* \geq \tilde{C}_3$ , the density  $\rho_3(t)$  cannot but grow unbounded and a throughput loss of  $f_3^* - \tilde{C}_3$  occurs. Thus, the resilience function satisfies  $\nu^{(1)}(\delta) \leq C_3 - f_3^* + \delta = 1/3 + \delta$  for  $0 \leq \delta < 2/3$ . In addition, reducing capacity on link 4 shows that  $\nu^{(1)}(\delta) \leq C_3 + C_4 - f_3^* - f_4^* + \delta = 2/3 + \delta$  for  $2/3 \leq \delta < 4/3$ , and similarly up to  $\delta = 2$ . In fact, these bounds can be shown to be tight and the resilience function to be the one plotted in gray in Fig. 3.

Now, let  $R^{(2)}(\rho)$  be a locally responsive routing matrix [11], [12] with all entries coinciding with those of  $R^{(1)}(\rho)$  except for

$$\begin{aligned} R_{13}^{(2)}(\rho) &= 1 - R_{14}^{(2)}(\rho) = \frac{e^{-\rho_3}}{e^{-\rho_4} + e^{-\rho_3}}, \\ R_{61}^{(2)}(\rho) &= 1 - R_{62}^{(2)}(\rho) = \frac{2e^{-\rho_1}}{2e^{-\rho_1} + e^{-\rho_2}}. \end{aligned} \quad (2)$$

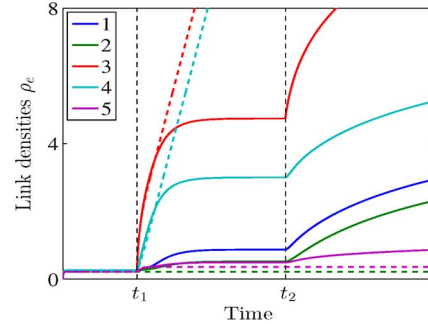


Fig. 2. Trajectories of the solutions of (1) under routing matrix  $R^{(2)}$  (dashed lines) and  $R^{(3)}$  (solid lines), with initial condition  $\rho(0) = \mathbf{0}$ . At time  $t_1$ , the capacity on link 3 drops to  $\tilde{C}_3 = 1/6$ , and at time  $t_2$ , it drops to  $\tilde{C}_3 = 0$ . Under  $R^{(2)}$  and after  $t_1$ ,  $\tilde{C}_3 + C_4 = 7/6$  is smaller than the total outflow from link 1, so the densities on links 3 and 4 grow unbounded. The min-cut capacity  $C_2 + \tilde{C}_3 + C_4 = 13/6$  remains instead strictly higher than  $\lambda = 2$ , so the monotone distributed policy steers the network to a new equilibrium. After  $t_2$ , the min-cut capacity drops to 2, the constraint is thus violated, and the densities of links 1, 2, 3, and 4 grow unbounded.

In this case, reducing the capacity of link 3 only does not cause any throughput loss if  $\tilde{C}_3 > 1/3$ . In fact, even if link 3 cannot handle its initial inflow  $f_3^*$ , the system is able to adapt by rerouting the flow out of node  $b$  and exploit the unused capacity on link 4, so that a new equilibrium is reached provided that  $f_1^* = f_3^* + f_4^* < \tilde{C}_3 + \tilde{C}_4$ .

However, this is no longer the case if  $\tilde{C}_3 \leq 1/3$ , as then  $f_1^* \geq \tilde{C}_3 + \tilde{C}_4$  and  $\rho_3(t)$  and  $\rho_4(t)$  necessarily grow unbounded in  $t$ , with a throughput loss of  $f_1^* - \tilde{C}_3 - \tilde{C}_4$ . This shows that the resilience function satisfies  $\nu^{(2)}(\delta) \leq 2/3 + \delta$ , for  $0 \leq \delta < 4/3$ . In fact, the results in [12] on *diffusivity* of locally responsive routing, that is, a subadditive property for aggregate outflow increases in subnetworks as a function of capacity reductions, can be used to show that this bound is tight, and that  $\nu^{(2)}(\delta)$  has the graph plotted in Fig. 3.

Finally, consider a routing matrix  $R^{(3)}(\rho)$  coinciding with  $R^{(2)}(\rho)$  in all but its (1, 3)th and (1, 4)th entries, given by

$$R_{13}^{(3)}(\rho) = R_{13}^{(2)}(\rho)h(\rho), \quad R_{14}^{(3)}(\rho) = R_{14}^{(2)}(\rho)h(\rho),$$

where

$$h(\rho) = \frac{e^{-\rho_4} + e^{-\rho_3}}{e^{-\rho_1} + e^{-\rho_4} + e^{-\rho_3}} \in [0, 1] \quad (3)$$

can be interpreted as a flow control term. Fig. 2 shows the trajectories of the link densities when a perturbation is applied at time  $t_1$  such that  $\tilde{C}_3 = 1/6$ . Observe that, although  $f_1^* = 4/3 > 7/6 = \tilde{C}_3 + \tilde{C}_4$ , the link densities remain bounded in time and approach a new equilibrium. In fact, the mechanism allowing the network to absorb the perturbation can be understood rather intuitively: link 3 is not capable of sustaining its initial inflow  $f_3^*$ , and links 3 and 4 are not collectively able to sustain  $f_1^*$ ; thus, both  $\rho_3(t)$  and  $\rho_4(t)$  increase, thereby decreasing  $h(\rho)$ . This, in turn, forces the outflow from link 1 to decrease and, hence,  $\rho_1(t)$  to grow, namely, a density increase is *back-propagated* toward the origin, a mechanism that was completely absent in [12]. Then, the dynamic routing at node  $a$  redirects more flow toward link 2. Such an increase is still small enough that densities on none of the links grow unbounded. In this way,



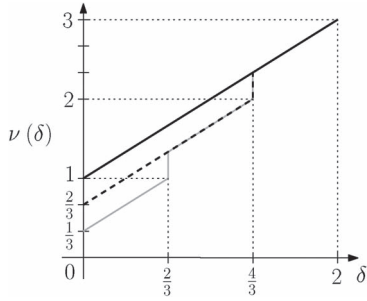


Fig. 3. Resilience as a function of the throughput loss  $\delta$  for the three routing matrices presented in Section II: the solid gray, dashed black, and solid black lines illustrate  $\nu^{(1)}(\delta)$ ,  $\nu^{(2)}(\delta)$ , and  $\nu^{(3)}(\delta)$ , respectively.

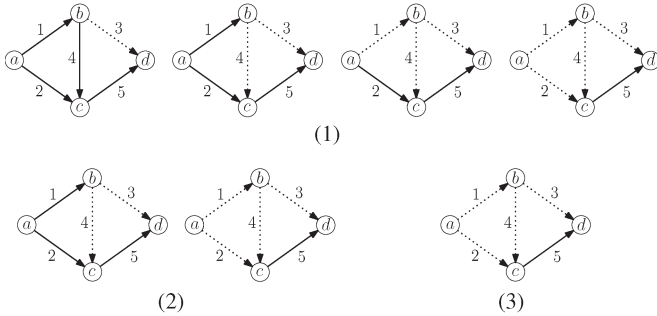


Fig. 4. Sequences of link failures under finite buffer capacities using routing matrices analogous to those in Section II. Only link 3 is perturbed, with  $C_3 - \tilde{C}_3$  equal to  $\nu^{(1)}(0) = 1/3$ ,  $\nu^{(2)}(0) = 2/3$ , and  $\nu^{(3)}(0) = 1$ , respectively.

the network is able to absorb the perturbation and reach a new equilibrium. Indeed, the main results of this paper imply that in this case, the resilience function  $\nu^{(3)}(\delta) = 1 + \delta$  is the maximum possible. Specifically, Theorem 1 shows that, as long as the inflows do not violate any cut capacity constraints in the network, flow dynamics with the same properties as (1) with routing  $R^{(3)}(\rho)$  always admit a globally asymptotically stable equilibrium, while Proposition 2 implies that if the min-cut capacity is smaller than the inflow in the network, either from the beginning or as the result of a perturbation, then the throughput is equal to the min-cut capacity itself, and is thus the maximum possible.

Finally, it is possible to consider an analogous setting with finite buffer capacities  $B_e$ , where a link  $e$  is irreversibly removed from the network the first time that  $\rho_e(t) = B_e$ , that is, when link  $e$  fails. While referring to Section III and [13] for a precise formulation of this setting with routing analogous to  $R^{(3)}(\rho)$  and  $R^{(2)}(\rho)$ , respectively, we anticipate here that results paralleling the previously discussed infinite buffer capacity case can be established for the resilience function. Fig. 4 reports the sequence of link failures for the three routing matrices when a perturbation affecting only link 3 is applied such that  $C_3 - \tilde{C}_3 = \nu^{(r)}(0)$ , for  $r = 1, 2, 3$ . For the fixed routing matrix  $R^{(1)}$ , a perturbation in link 3 such that  $\tilde{C}_3 = 2/3$  makes link 3 fail first, thus forcing node  $b$  to route all of its outflow to link 4 and making it fail, which, in turn, causes the failure of upstream link 1, thus forcing node  $a$  to route all of its outflow to link 2 and making it fail. For the routing matrix  $R^{(2)}(\rho)$ , a perturbation in link 3 such that  $\tilde{C}_3 = 1/3$  first forces links 3 and 4 to fail simultaneously, then links 1 and 2 fail simultaneously since their inflow  $\lambda = 2$  is not smaller than  $C_2$ . In contrast, for the

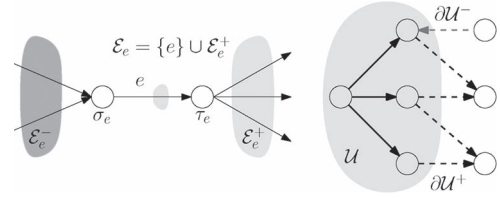


Fig. 5. On the left, the dark gray and light gray areas encompass links in  $\mathcal{E}_e^-$  and in  $\mathcal{E} = \{e\} \cup \mathcal{E}_e^+$ , respectively. On the right, the gray area encompasses the nodes of a cut  $\mathcal{U}$ . The links in  $\partial \mathcal{U}^-$  and  $\partial \mathcal{U}^+$  are shown in dashed gray and black arrows, respectively; the links in  $\mathcal{E}_U^+ \setminus \partial \mathcal{U}^+$  are shown in solid arrows.

routing matrix  $R^{(3)}(\rho)$ , a perturbation in link 3 such that  $\tilde{C}_3 = 0$  makes links 1, 2, 3, and 4 fail simultaneously. This is because the routing matrix  $R^{(3)}(\rho)$  exploits the available capacity by redistributing the flow in the best way to avoid link failures as long as possible. Observe that the failed links are those on the origin side of the bottleneck cut consisting of links 2, 3, and 4, whose capacity upon perturbation is equal to the inflow  $\lambda = 2$ . As we shall see in Proposition 1, this is a special case of a general result holding true for flow dynamics with the same properties as those of (1) with routing matrix  $R^{(3)}(\rho)$ .

### III. DYNAMICAL FLOW NETWORKS WITH MONOTONE DISTRIBUTED ROUTING

For a network  $\mathcal{G} = (\mathcal{V}, \mathcal{E}, C)$ , we introduce the following notation, illustrated in Fig. 5. Let  $\mathcal{E}_v^+ := \{e \in \mathcal{E} : \sigma_e = v\}$  and  $\mathcal{E}_v^- := \{e \in \mathcal{E} : \tau_e = v\}$  be the sets of outgoing and, respectively, incoming links of a node  $v$ . For a link  $e$ , let  $\mathcal{E}_e^+ := \mathcal{E}_{\tau_e}^+$  and  $\mathcal{E}_e^- := \mathcal{E}_{\sigma_e}^-$  be, respectively, the sets of its downstream and upstream links, and let

$$\mathcal{E}_e := \mathcal{E}_e^+ \cup \{e\}. \quad (4)$$

For a subset  $\mathcal{U} \subseteq \mathcal{V}$ , define

$$\begin{aligned} \mathcal{E}_U^+ &:= \cup_{u \in \mathcal{U}} \mathcal{E}_u^+, & \mathcal{E}_U^- &:= \cup_{u \in \mathcal{U}} \mathcal{E}_u^-, \\ \partial \mathcal{U}^+ &:= \{e : \sigma_e \in \mathcal{U}, \tau_e \notin \mathcal{U}\}, \\ \partial \mathcal{U}^- &:= \{e : \sigma_e \in \mathcal{V} \setminus \mathcal{U}, \tau_e \in \mathcal{U}\}. \end{aligned}$$

Let  $\mathcal{D} := \{v \in \mathcal{V} : \mathcal{E}_v^+ = \emptyset\}$  be the set of *destination nodes*. Consider a *vector of inflows*  $\lambda \in \mathbb{R}_+^{\mathcal{V} \setminus \mathcal{D}}$  whose  $v$ th entry  $\lambda_v$  stands for the external inflow in node  $v$ , and let  $\mathcal{O} := \{v \in \mathcal{V} : \lambda_v > 0\}$  be the set of *origin nodes*. Let a cut be a nonempty subset of nondestination nodes  $\mathcal{U} \subseteq \mathcal{V} \setminus \mathcal{D}$  and denote its capacity by  $C_U := \sum_{e \in \partial \mathcal{U}^+} C_e$  and its aggregate external inflow by  $\lambda_U := \sum_{v \in \mathcal{U}} \lambda_v$ .

It proves convenient to introduce the *augmented network*  $\mathcal{G}^a = (\mathcal{V}^a, \mathcal{E}^a, C^a)$  (see Fig. 6) with node and link sets  $\mathcal{V}^a = \mathcal{V} \cup \{w\}$ ,  $\mathcal{E}^a = \mathcal{E} \cup \mathcal{E}_{\mathcal{O}}^- \cup \mathcal{E}_{\mathcal{D}}^+$ , respectively, where

$$\mathcal{E}_{\mathcal{O}}^- := \{e_v := (w, v) : v \in \mathcal{O}\}, \quad \mathcal{E}_{\mathcal{D}}^+ := \{e^d := (d, w) : d \in \mathcal{D}\}$$

and  $C_{e_v} = C_{e^d} = +\infty$  for all  $v \in \mathcal{O}$  and  $d \in \mathcal{D}$ . The extra node  $w$  may be thought of as representing an external world, playing the double role of source of the flow entering the network at the origins, and sink of the flow exiting from the destinations, respectively. From now on, we adopt the notation  $\mathcal{E}_{e_v} = \mathcal{E}_{e_v}^+ = \mathcal{E}_v^+$ ,

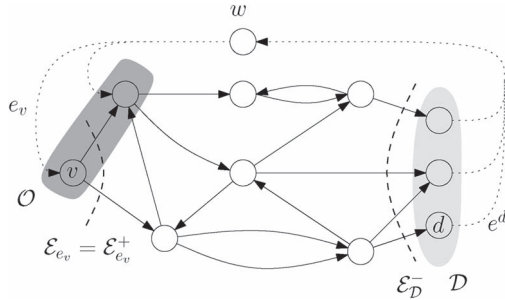


Fig. 6. Network  $\mathcal{G}$  and the augmented network  $\mathcal{G}^a$ . The links in  $\mathcal{E}_D^-$  and  $\mathcal{E}_D^+$ , added in  $\mathcal{G}^a$ , are shown in the dotted line. The set of origins and the set of destinations are shown in dark gray and light gray, respectively.

for all  $v \in \mathcal{O}$ , and let  $\mathcal{E}_e^-$  and  $\mathcal{E}_v^-$  include links in  $\mathcal{E}_O^-$ , and  $\mathcal{E}_e^+$  and  $\mathcal{E}_v^+$  include links in  $\mathcal{E}_D^+$ , thus using these symbols consistently with the augmented graph  $\mathcal{G}^a$ . Throughout, we shall make the following assumption.

*Assumption 1:* The set of destinations  $\mathcal{D}$  is nonempty, and the augmented network  $\mathcal{G}^a$  is strongly connected.

Assumption 1 is equivalent to the properties that, in  $\mathcal{G}$ , for every  $v \in \mathcal{V} \setminus \mathcal{D}$ , there exists a directed path from  $v$  to some destination node  $d \in \mathcal{D}$  and, for every  $u \in \mathcal{V} \setminus \mathcal{O}$ , there exists a directed path from some origin node  $o \in \mathcal{O}$  to  $u$ . Note that Assumption 1 implies that there is no subset  $\mathcal{A} \subseteq \mathcal{V}$  that is not reachable from any origin in  $\mathcal{G}$ .

*Remark 1:* Cut capacities determine potential bottlenecks for network flows. In particular, the max-flow min-cut theorem [14], [15] states that

$$\max_{\lambda} \max_{\mathcal{U}} \{\lambda_{\mathcal{U}} - C_{\mathcal{U}}\} = 0 \quad (5)$$

where the internal maximization runs over all cuts  $\mathcal{U}$  and the external maximization runs over all external vectors of inflows  $\lambda \in \mathbb{R}_+^{\mathcal{V} \setminus \mathcal{D}}$  for which there exists some flow vector  $f \in \mathbb{R}_+^{\mathcal{E} \cup \mathcal{E}_D^-}$  such that  $f_{e_o} = \lambda_o$  for  $o \in \mathcal{O}$ ,  $\sum_{e \in \mathcal{E}_v^+} f_e - \sum_{e \in \mathcal{E}_v^-} f_e = 0$  for  $v \in \mathcal{V} \setminus \mathcal{D}$  and  $f_e \leq C_e$  for  $e \in \mathcal{E}$ . In the special case of a single origin  $\mathcal{O} = \{o\}$ , (5) reduces to  $\max \lambda_o = \min_{\mathcal{U}} C_{\mathcal{U}}$ , that is, the maximum admissible inflow is equal to the min-cut capacity. Observe that this result is a purely static one since it only concerns potential equilibrium flows.

We now move on to introducing flow dynamics over  $\mathcal{G}$ . We consider autonomous dynamical systems of the form

$$\dot{\rho} = A^{\text{in}} F'(\rho) \mathbf{1} - A^{\text{out}} F(\rho) \mathbf{1} \quad (6)$$

where  $\rho(t) \in \mathbb{R}_+^{\mathcal{E}}$  is a vector state whose  $e$ th entry  $\rho_e(t)$  represents the time-varying density on link  $e$ ;  $F(\rho) \in \mathbb{R}_+^{(\mathcal{E} \cup \mathcal{E}_D^-) \times (\mathcal{E} \cup \mathcal{E}_D^+)}$  is the matrix of link-to-link flows with  $F_{ij}(\rho)$  denoting the flow from link  $i$  to link  $j$ ;  $A^{\text{in}} \in \mathbb{R}^{\mathcal{E} \times (\mathcal{E} \cup \mathcal{E}_D^+)}$  and  $A^{\text{out}} \in \mathbb{R}^{\mathcal{E} \times (\mathcal{E} \cup \mathcal{E}_D^-)}$  are appropriate projection matrices from  $\mathcal{E} \cup \mathcal{E}_D^+$  and  $\mathcal{E} \cup \mathcal{E}_D^-$ , respectively, onto  $\mathcal{E}$ ; and  $\mathbf{1}$  is the all-one vector (of the correct dimension). In order to match the topology and capacity constraints modeled by  $\mathcal{G}$ , the inflow  $\lambda$  and invariance of the non-negative orthant  $\mathbb{R}_+^{\mathcal{E}}$ , it is assumed that  $F_{ij}(\rho) \equiv 0$  if  $\tau_i \neq \sigma_j$ ;  $(F(\rho) \mathbf{1})_{e_o} \equiv \lambda_o$  for all  $o \in \mathcal{O}$ ; and  $F_{ij}(\rho) = 0$  for all  $j$  whenever  $\rho_i = 0$ . We shall refer to (6) as a *dynamical flow network*.

To every link  $e \in \mathcal{E}$ , we associate a possibly finite buffer capacity  $B_e \in (0, +\infty]$  and loosely use the phrase *a set of links getting congested* to refer to the fact that the densities on those links approach their respective buffer capacities. We will focus on dynamics in  $\mathcal{R} := \prod_{e \in \mathcal{E}} [0, B_e]$  and require  $F(\rho)$  to be Lipschitz continuous on  $\mathcal{R}$ , so that standard analytical results imply: for every  $\rho^\circ \in \mathcal{R}$ , the existence and uniqueness of a solution  $\{\rho(t) : 0 \leq t < \kappa(\rho^\circ)\}$  of (6) starting from  $\rho(0) = \rho^\circ$  which is well defined up to

$$\kappa(\rho^\circ) := \sup \{t \geq 0 : \rho(t) \in \mathcal{R}, \rho(0) = \rho^\circ\}$$

that is, as long as  $\rho(t)$  stays within  $\mathcal{R}$ . Note that because of invariance of the non-negative orthant,  $\kappa(\rho^\circ)$  coincides with the first time the solution of (6) starting from  $\rho(0) = \rho^\circ$  hits the buffer capacity on some link.

We focus on flow dynamics that are distributed in the following sense: the flow from  $e \in \mathcal{E} \cup \mathcal{E}_D^-$  to a downstream link  $j \in \mathcal{E}_e^+ \subseteq \mathcal{E} \cup \mathcal{E}_D^+$  depends only on the local density vector

$$\rho^e := \{\rho_k : k \in \mathcal{E}_e\}$$

where we recall that  $\mathcal{E}_e = \mathcal{E}_e^+ \cup \{e\}$  by (4). We will emphasize such functional dependence on local densities by writing the flow from  $e \in \mathcal{E} \cup \mathcal{E}_D^-$  to  $j \in \mathcal{E}_e^+ \subseteq \mathcal{E} \cup \mathcal{E}_D^+$  as

$$F_{ej}(\rho) = f_{e \rightarrow j}(\rho^e) \quad (7)$$

and referring to the family of flow functions  $f = \{f_{e \rightarrow j}(\rho^e)\}$  as a *distributed routing policy*. We will also use the notation

$$f_e^{\text{in}}(\rho) := \sum_{j \in \mathcal{E}_e^-} f_{j \rightarrow e}(\rho^j), \quad f_e^{\text{out}}(\rho^e) := \sum_{j \in \mathcal{E}_e^+} f_{e \rightarrow j}(\rho^e)$$

for the total inflow and outflow, respectively, of a link  $e \in \mathcal{E}$ , so that (6) reads

$$\dot{\rho}_e = f_e^{\text{in}}(\rho) - f_e^{\text{out}}(\rho), \quad e \in \mathcal{E}. \quad (8)$$

Note that since  $\sum_{e \in \mathcal{E}_v^-} f_e^{\text{out}}(\rho) = \sum_{e \in \mathcal{E}_v^+} f_e^{\text{in}}(\rho)$  for  $v \in \mathcal{V}$ , no mass accumulation at the nodes is allowed.

Next, we formalize some fundamental properties of a class of a distributed routing policy. Since some of these characterize the behavior in the limit as some links get congested, we need to introduce the following notation: For  $e \in (\mathcal{E} \cup \mathcal{E}_D^-) \setminus \mathcal{E}_D^-$ , put  $\bar{\rho}^e := \{B_j : j \in \mathcal{E}_e\}$ , and let

$$\mathcal{R}_e^\bullet := \begin{cases} \prod_{j \in \mathcal{E}_e} [0, B_j] \setminus \{\bar{\rho}^e\}, & \text{if } e \in (\mathcal{E} \cup \mathcal{E}_D^-) \setminus \mathcal{E}_D^- \\ [0, B_e], & \text{if } e \in \mathcal{E}_D^- \end{cases} \quad (9)$$

denote the set of possible densities on  $e$  and links downstream to  $e$  when not all of these links are congested (see Fig. 7). Finally, let the set of feasible outflows on the links downstream to  $e$  under capacity constraint be defined as

$$\mathcal{F}_e := \begin{cases} \left\{ x \in \mathbb{R}_+^{\mathcal{E}_e^+} : \sum_{j \in \mathcal{E}_e^+} x_j \leq C_e \right\}, & \text{if } e \in \mathcal{E} \cup \mathcal{E}_D^- \setminus \mathcal{E}_D^- \\ [0, C_e], & \text{if } e \in \mathcal{E}_D^- \end{cases}$$

*Definition 1:* Let  $\mathcal{G} = (\mathcal{V}, \mathcal{E}, \mathcal{C})$  be a network satisfying Assumption 1 with the vector of inflows  $\lambda \in \mathbb{R}_+^{\mathcal{V} \setminus \mathcal{D}}$  and buffer capacities  $\{B_e \in (0, +\infty] : e \in \mathcal{E}\}$ . A distributed routing policy  $f$  is a family of Lipschitz-continuous maps

$$f^e : \mathcal{R}_e^\bullet \rightarrow \mathcal{F}_e, \quad e \in \mathcal{E} \cup \mathcal{E}_D^- \quad (10)$$

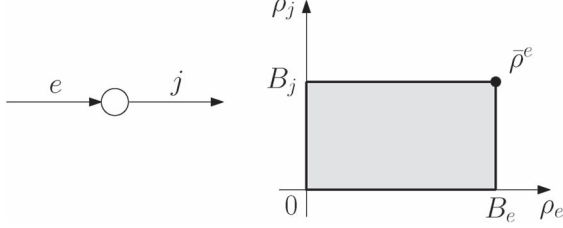


Fig. 7. Set  $\mathcal{R}_e^\bullet$  when  $e \in \mathcal{E}$  has a unique downstream link  $j \in \mathcal{E}$ . It corresponds to the gray area with the solid line boundary, except the point  $\bar{\rho}^e = \{B_e, B_j\}$  (represented as  $\bullet$ ).

such that  $f^e(\rho^e) = \{f_{e \rightarrow j}(\rho^e)\}_{j \in \mathcal{E}_e^+}$  satisfy, at the origins

$$f_{e_v}^{\text{out}}(\rho^{e_v}) \equiv \lambda_v, \quad \forall v \in \mathcal{O} \quad (11)$$

and, for all  $e \in \mathcal{E}$  and  $\rho^e \in \mathcal{R}_e^\bullet$

$$\rho_e = 0 \implies f_e^{\text{out}}(\rho^e) = 0, \quad (12)$$

$$\rho_e = B_e \implies f_e^{\text{out}}(\rho^e) = C_e \quad (13)$$

and, for all  $e \in (\mathcal{E} \cup \mathcal{E}_{\mathcal{O}}^-) \setminus \mathcal{E}_{\mathcal{D}}^-, k \in \mathcal{E}_e^+, \rho^e \in \mathcal{R}_e^\bullet$

$$\rho_k = B_k \implies f_{e \rightarrow k}(\rho^e) = 0. \quad (14)$$

Observe that the domain of  $f^e$  is  $\mathcal{R}_e^\bullet$ ; thus, for  $e \notin \mathcal{E}_{\mathcal{D}}^-,$  it is not defined at the point  $\bar{\rho}^e = \{B_j : j \in \mathcal{E}_e\}$ , where (13) and (14) cannot hold simultaneously. On the other hand,  $f^e$  is well defined when at least one of the links around  $e$  is not congested. Also, note that (12) and (14) imply that  $f_e^{\text{out}}(\rho^e) = 0$  if  $\rho_e = 0$ , that is, there is no outflow from a link  $e$  which is empty, or if  $\rho_j = B_j$  for any  $j \in \mathcal{E}_e^+$ , that is, if the densities on all links outgoing from  $\tau_e$  are at their buffer capacities.

We shall be interested in a special class of distributed routing policies, per the following definition.

*Definition 2:* A distributed routing policy  $f$  is *monotone* if, for all  $e \in \mathcal{E} \cup \mathcal{E}_{\mathcal{O}}^-, \rho^e \in \mathcal{R}_e^\bullet$ , the functions  $\{f^e\}$  satisfy

$$\frac{\partial f_{e \rightarrow j}(\rho^e)}{\partial \rho_k} \geq 0, \quad \forall j \in \mathcal{E}_e^+, k \in \mathcal{E}_e \setminus \{j\}, \quad (15)$$

$$\frac{\partial}{\partial \rho_k} f_e^{\text{out}}(\rho^e) \leq 0, \quad \forall k \in \mathcal{E}_e^+ \quad (16)$$

for almost every  $\rho^e \in \mathcal{R}_e^\bullet$ . A monotone distributed policy is *strongly monotone* if, for all  $e \in \mathcal{E} \cup \mathcal{E}_{\mathcal{O}}^-$ , and almost every  $\rho^e \in \mathcal{R}_e^\bullet$ , the inequalities in (15) and (16) are strict.

Under monotone distributed routing policies, (1) defines a *cooperative* dynamical system (see [16]), since

$$\frac{\partial f_e^{\text{in}}(\rho)}{\partial \rho_k} \geq 0, \quad \frac{\partial f_e^{\text{out}}(\rho)}{\partial \rho_k} \leq 0 \quad \forall e, k \in \mathcal{E}, e \neq k. \quad (17)$$

Then, Kamke's theorem [16, Theor. 1.2] implies that (1) is a monotone system [16], i.e.,

$$\rho(0) \leq \bar{\rho}(0) \implies \rho(t) \leq \bar{\rho}(t), \quad \forall t \in [0, \kappa(\bar{\rho}(0))] \quad (18)$$

and, thus, clearly  $\kappa(\rho^\circ) \leq \kappa(\mathbf{0})$  for all  $\rho^\circ \in \mathcal{R}$ .

*Remark 2:* As shown in Lemma 2, (1) belongs to the class of compartmental systems, a class of monotone systems extensively used in the study of flow networks [17]. It is also interesting to point out that in the PDE literature, monotonicity is a property known to hold for entropy solutions of scalar

conservation laws, such as the Lighthill–Whitham–Richards traffic flow model [3, Prop. 2.3.6].

The monotonicity properties of the proposed policies describe the behavior of the particles in the network and the effect of flow control. In particular, (15) describes the fact that while particles might have preferred paths, they tend to deviate to avoid congested links, that is, the higher  $\rho_k$ , the less the flow toward  $k$ . Instead, (16) requires that when density is increasing downstream of a link, the total flow from the link should not increase. We notice that this allows these policies to implicitly *back-propagate*, toward the origins, the information that some branches of the network are getting congested.

We conclude this section with an example of monotone distributed routing.

*Example 1:* For every link  $e \in \mathcal{E}$ , let  $\varphi_e : [0, B_e) \rightarrow [0, +\infty)$  be Lipschitz continuous, strictly increasing, and such that  $\varphi_e(0) = 0$  and  $\lim_{\rho_e \uparrow B_e} \varphi_e(\rho_e) = +\infty$ . For example, for  $\beta_e > 0$ ,  $\varphi_e(\rho_e) = \beta_e \rho_e / (B_e - \rho_e)$  if  $B_e < +\infty$ , or  $\varphi_e(\rho_e) = \beta_e \rho_e$  if  $B_e = +\infty$ . Define

$$f_{e \rightarrow j}(\rho^e) = \begin{cases} C_e(1 - \gamma_e)\gamma_j/Z & \text{if } e \in \mathcal{E} \setminus \mathcal{E}_{\mathcal{D}}^-, \\ C_e(1 - \gamma_e) & \text{if } e \in \mathcal{E}_{\mathcal{D}}^-, d \in \mathcal{D}, j = e^d, \\ \lambda_v \gamma_j/Z & \text{if } e = e_v, v \in \mathcal{O}, j \in \mathcal{E}_{e_v} \end{cases}$$

where  $\gamma_i := \exp(-\varphi_i(\rho_i))$  and  $Z := \sum_{k \in \mathcal{E}_e} \gamma_k$ . Observe that  $f_{e \rightarrow j}(\rho^e)$  is defined for  $\rho^e \in \mathcal{R}_e$  where  $\mathcal{R}_e := \prod_{j \in \mathcal{E}_e} [0, B_j)$  if  $e \notin \mathcal{E}_{\mathcal{D}}^-$  and  $\mathcal{R}_e = [0, B_e)$  for  $e \in \mathcal{E}_{\mathcal{D}}^-$  and can be extended by continuity to  $\mathcal{R}_e^\bullet$  (as defined in (9)), but not to the point  $\bar{\rho}^e$ . Then, it can be readily verified that this defines a strongly monotone distributed routing policy.

#### IV. MAIN RESULTS

In this section, we present the main contributions of this paper. The first result is Theorem 1, which states a dichotomy. If the inflow is less than the capacity of every cut, then there exists a globally asymptotically stable equilibrium density  $\rho^* \in \mathcal{R}$ . Otherwise, the network is divided into two parts by a cut  $\mathcal{S}$ , such that the densities on the links in  $\mathcal{E}_{\mathcal{S}}^+$  approach their buffer capacities simultaneously.

*Theorem 1:* Let  $\mathcal{G} = (\mathcal{V}, \mathcal{E}, C)$  be a network satisfying Assumption 1 with the vector of inflows  $\lambda \in \mathbb{R}_+^{\mathcal{V} \setminus \mathcal{D}}$ , and  $f$  be a monotone distributed routing policy. For  $\rho^\circ \in \mathcal{R}$ , let  $\{\rho(t) : 0 \leq t < \kappa(\rho^\circ)\}$  be the solution of the dynamical flow network (1) with initial condition  $\rho(0) = \rho^\circ$ . Then:

- 1) if  $\max_{\mathcal{U}} \{\lambda_{\mathcal{U}} - C_{\mathcal{U}}\} < 0$ , then  $\kappa(\rho^\circ) = +\infty$  for every initial density  $\rho^\circ \in \mathcal{R}$ ; moreover, if  $f$  is strongly monotone, then there exists an equilibrium density  $\rho^* \in \mathcal{R}$  such that  $\lim_{t \rightarrow \infty} \rho(t) = \rho^*$  for every initial density vector  $\rho^\circ \in \mathcal{R}$ ;
- 2) if  $\max_{\mathcal{U}} \{\lambda_{\mathcal{U}} - C_{\mathcal{U}}\} > 0$ , or if  $\max_{\mathcal{U}} \{\lambda_{\mathcal{U}} - C_{\mathcal{U}}\} = 0$  and if  $f$  is strongly monotone, then, for every initial density  $\rho^\circ \in \mathcal{R}$ , there exists a cut  $\mathcal{S}$  such that

$$\lim_{t \rightarrow \kappa(\rho^\circ)} \rho_e(t) = B_e, \quad \forall e \in \mathcal{E}_{\mathcal{S}}^+. \quad (19)$$

Theorem 1, together with  $\max_{\mathcal{U}} \{\lambda_{\mathcal{U}} - C_{\mathcal{U}}\} < 0$ , is a necessary condition for the network to admit an equilibrium, implying that monotone distributed policies are maximally stabilizing. In terms of resilience, Theorem 1 reads  $\nu(0) = \lambda_{\mathcal{V} \setminus \mathcal{D}} - C_{\mathcal{G}}$ , that is,



throughput loss only occurs if the capacity is reduced in such a way that the min-cut capacity constraint is violated.

*Remark 3:* This framework can be easily applied to scenarios where nodes have maximum outflow capacity  $C_v$  and/or finite buffer capacity  $B_v$  to *store-and-forward* particles. In order to bring this setup within the purview of Theorem 1, one can replace every node  $v \in \mathcal{V} \setminus \mathcal{D}$  with a pair of nodes  $v_1$  and  $v_2$ , which inherit incoming and outgoing links, respectively, from node  $v$ , and are connected by a directed link  $(v_1, v_2)$  with flow and buffer capacities equal to  $C_v$  and  $B_v$ , respectively. On the other hand, for a destination node  $d \in \mathcal{D}$ , we assign the buffer and outflow capacities to the link  $(d, w)$ . From an implementation perspective, this construction allows one to interpret the routing at node  $v$  as the combination of routing at  $v_1$  and  $v_2$  with the buffer of link  $(v_1, v_2)$  serving as the internal state.

*Remark 4:* Theorem 1 can be extended to time-varying inflows  $\lambda(t)$ . In particular, input–output monotonicity [18] implies that the solutions of (1) with time-varying inflows  $\lambda_v(t)$  and constant inflows  $\tilde{\lambda}_v := \sup_{t \geq 0} \lambda_v(t)$ ,  $v \in \mathcal{V} \setminus \mathcal{D}$ , respectively, satisfy  $\rho(t) \leq \tilde{\rho}(t)$  when starting from initial conditions  $\rho(0) \leq \tilde{\rho}(0)$ . Then, it follows from Theorem 1 that, if  $\max_{\mathcal{U}} \{\lambda_{\mathcal{U}} - C_{\mathcal{U}}\} < 0$ , then  $\limsup \rho(t) \leq \lim \tilde{\rho}(t) = \tilde{\rho}^*$  as  $t \rightarrow \infty$  under strongly monotone distributed routing.

For the infinite buffer capacity case, a stronger result holds. Let  $\hat{\lambda}_v := \limsup (1/t) \int_0^t \lambda_v(t) dt$ . It is then possible to show that  $\max_{\mathcal{U}} \{\hat{\lambda}_{\mathcal{U}} - C_{\mathcal{U}}\} < 0$  implies that every trajectory remains bounded in time under monotone distributed routing.

### A. Overload Behavior With Finite Buffer Capacities

The following proposition gives a more detailed characterization of what happens when the capacity constraints are violated in the case of finite buffer capacities.

*Proposition 1:* Let  $\mathcal{G} = (\mathcal{V}, \mathcal{E}, C)$  be a network satisfying Assumption 1 with a vector of inflows  $\lambda \in \mathbb{R}_+^{\mathcal{V} \setminus \mathcal{D}}$  and finite buffer capacities  $B_e \in (0, +\infty)$ ,  $e \in \mathcal{E}$ , and  $f$  be a monotone distributed routing policy. Assume that  $\max_{\mathcal{U}} \{\lambda_{\mathcal{U}} - C_{\mathcal{U}}\} > 0$ . Then, for every  $\rho^\circ \in \mathcal{R}$

$$\kappa(\rho^\circ) \leq \min_{\mathcal{U}: \lambda_{\mathcal{U}} > C_{\mathcal{U}}} \frac{\sum_{e \in \mathcal{E}_{\mathcal{U}}^+} (B_e - \rho_e^\circ)}{\lambda_{\mathcal{U}} - C_{\mathcal{U}}} \quad (20)$$

and there exists a cut  $\mathcal{S}$ , possibly depending on  $\rho^\circ$ , such that  $\lambda_{\mathcal{S}} > C_{\mathcal{S}}$  and

$$\begin{aligned} \rho_e(t) &< B_e, & \forall e \in \mathcal{E}, 0 \leq t < \kappa(\rho^\circ), \\ \lim_{t \rightarrow \kappa(\rho^\circ)} \rho_e(t) &= B_e, & \forall e \in \mathcal{E}_{\mathcal{S}}^+ \end{aligned} \quad (21)$$

where  $\{\rho(t) : 0 \leq t < \kappa(\rho^\circ)\}$  is the solution of the dynamical flow network (1) with initial condition  $\rho(0) = \rho^\circ$ .

Proposition 1 states that if the buffer capacities are finite and some cut constraints are violated, then, for every initial density  $\rho^\circ$ , all of the links in  $\mathcal{E}_{\mathcal{S}}^+$ , where  $\mathcal{S}$  is a cut such that  $\lambda_{\mathcal{S}} > C_{\mathcal{S}}$ , will reach their buffer capacities simultaneously at time  $\kappa(\rho^\circ)$ . We notice that when there are multiple cuts violating the capacity constraint, then the cut  $\mathcal{S}$  may depend on the initial condition  $\rho^\circ$ . The dependence on the initial density  $\rho^\circ$  is also evident in (20). While it may be tempting to identify the cut  $\mathcal{U}$ , minimizing the right-hand side of (20) with the cut  $\mathcal{S}$  of (21), it

is worth stressing that (20) is merely an upper bound on  $\kappa(\rho^\circ)$ . In fact, in contrast to the right-hand side of (20), the cut  $\mathcal{S}$  of (21) may depend on finer details of the routing policy, rather than just its inflow and buffer capacities.

### B. Overload Behavior With Infinite Buffer Capacities

The following result, similar to Proposition 1, characterizes the way congestion occurs in case of infinite buffer capacities.

*Proposition 2:* Let  $\mathcal{G} = (\mathcal{V}, \mathcal{E}, C)$  be a network satisfying Assumption 1 with a vector of inflows  $\lambda \in \mathbb{R}_+^{\mathcal{V} \setminus \mathcal{D}}$  and buffer capacities  $B_e = +\infty$ ,  $e \in \mathcal{E}$ . Let  $f$  be a strongly monotone distributed routing policy. Assume that  $\max_{\mathcal{U}} \{\lambda_{\mathcal{U}} - C_{\mathcal{U}}\} \geq 0$ . Let

$$\mathcal{U}^* := \bigcup_{\mathcal{U} \in \mathcal{M}} \mathcal{U}, \quad \mathcal{M} := \arg \max_{\mathcal{U}} \{\lambda_{\mathcal{U}} - C_{\mathcal{U}}\}. \quad (22)$$

Then, for every  $\rho^\circ \in \mathcal{R}$ , the solution  $\rho(t)$  of the dynamical flow network (1) with initial condition  $\rho(0) = \rho^\circ \in \mathcal{R}$  is such that  $\kappa(\rho^\circ) = +\infty$  and

$$\begin{aligned} \lim_{t \rightarrow +\infty} \rho_e(t) &= +\infty, & \forall e \in \mathcal{E}_{\mathcal{U}^*}^+, \\ \lim_{t \rightarrow +\infty} \frac{1}{t} \sum_{e \in \mathcal{E}_{\mathcal{U}^*}^+} \rho_e(t) &= \lambda_{\mathcal{U}^*} - C_{\mathcal{U}^*}. \end{aligned} \quad (23)$$

Moreover, there exists  $\rho_e^* \in [0, +\infty)$ ,  $e \in \mathcal{E} \setminus (\mathcal{E}_{\mathcal{U}^*}^+ \cup \partial_{\mathcal{U}^*}^-)$ , such that

$$\lim_{t \rightarrow +\infty} \rho_e(t) = \rho_e^*, \quad \forall e \in \mathcal{E} \setminus (\mathcal{E}_{\mathcal{U}^*}^+ \cup \partial_{\mathcal{U}^*}^-) \quad (24)$$

for every initial density  $\rho^\circ \in \mathcal{R}$ .

Proposition 2 implies that for infinite buffer capacities on all of the links, there exists a cut  $\mathcal{U}^*$ , independent of initial condition  $\rho^\circ$ , such that asymptotically, all of the links in  $\mathcal{E}_{\mathcal{U}^*}^+$  get congested. This is to be contrasted with the finite buffer capacity case, where the cut depends on the initial condition  $\rho^\circ$ . In addition, by (24), the densities on the links which do not get congested approach a unique limit point, and by (23), the total density grows linearly in time. In particular, the growth rate corresponds to the throughput loss in the network. As such, a throughput loss equal to  $\delta$  is obtained by perturbing the network in such a way that the min-cut capacity of the perturbed network is  $\tilde{C}_{\mathcal{G}} = \lambda_{\mathcal{V} \setminus \mathcal{D}} - \delta$ . Therefore, in terms of resilience, Proposition 2 yields  $\nu(\delta) = C_{\mathcal{G}} - \tilde{C}_{\mathcal{G}} = C_{\mathcal{G}} - \lambda_{\mathcal{V} \setminus \mathcal{D}} + \delta$ , which is the maximum possible. A comparison is due with [19], which studies an acyclic queuing network with a set of queues  $\mathcal{Q}$  employing the max-weight algorithm. It is shown that if  $q(t) \in \mathbb{R}_+^{\mathcal{Q}}$  is the vector of queue lengths, then  $q(t)/t \rightarrow \hat{q}$  where  $\hat{q} \in \mathbb{R}_+^{\mathcal{Q}}$  is the solution to an optimization problem related to the parameters of the max-weight algorithm.

## V. PROOFS

In this section, we provide an  $l_1$ -contraction principle for monotone dynamical systems under conservation laws and prove that it applies to (6). We then characterize the behavior of dynamical flow networks when the vector of densities admits a limit point. Finally, we prove the main results.

### A. $l_1$ -Contraction Principle for Monotone Conservation Laws

We state and prove an  $l_1$ -contraction principle for a class of monotone dynamical systems under conservation laws, which includes system (1) under monotone distributed routing policy. As such, it will be instrumental in proving the existence and stability of equilibria for dynamical flow networks.

*Lemma 1:* For a nonempty closed hyper-rectangle  $\Omega \subseteq \mathbb{R}^n$ , let  $g : \Omega \rightarrow \mathbb{R}^n$  be Lipschitz and such that

$$\frac{\partial}{\partial x_j} g_i(x) \geq 0, \quad \forall i \neq j \in \{1, \dots, n\} \quad (25)$$

$$\sum_{1 \leq i \leq n} \frac{\partial}{\partial x_j} g_i(x) \leq 0, \quad \forall j \in \{1, \dots, n\} \quad (26)$$

for almost every  $x \in \Omega$ . Then

$$\sum_{1 \leq i \leq n} \text{sgn}(x_i - y_i) (g_i(x) - g_i(y)) \leq 0, \quad x, y \in \Omega. \quad (27)$$

Moreover, if

- 1) there exists some  $j \in \{1, \dots, n\}$  such that the inequality (26) is strict for almost all  $x \in \Omega$ ;

then inequality (27) is strict for all  $x, y \in \Omega$  such that  $x_j \neq y_j$ .

If

- 2) for every proper subset  $\mathcal{K} \subseteq \{1, \dots, n\}$ , there exist  $i \in \mathcal{K}$ , and  $j \in \{1, \dots, n\} \setminus \mathcal{K}$  such that inequality (25) is strict for almost all  $x \in \Omega$ .

Then, inequality (27) is strict for all  $x \neq y$  such that  $x \not\prec y$  and  $y \not\prec x$ .

Finally, if 1) and 2) hold true, then inequality (27) is strict for all  $x, y \in \Omega$  such that  $x \neq y$ .

*Proof:* First note that according to Rademacher's theorem, for example, see [20], Lipschitz continuity implies differentiability almost everywhere. For  $\mathcal{A} \subseteq \{1, \dots, n\}$ , put  $\mathcal{A}^c := \{1, \dots, n\} \setminus \mathcal{A}$ , and  $g_{\mathcal{A}}(z) := \sum_{a \in \mathcal{A}} g_a(z)$ . Fix some  $x, y \in \Omega$ , and put  $\mathcal{I} = \{i : x_i > y_i\}$ ,  $\mathcal{J} = \{i : x_i < y_i\}$ . Let  $\xi \in \Omega$  be such that  $\xi_i = x_i$  for  $i \in \mathcal{I}$  and  $\xi_i = y_i$  for  $i \in \mathcal{I}^c$ . Consider the segments  $\gamma_{\mathcal{I}}$  from  $y$  to  $\xi$  and  $\gamma_{\mathcal{J}}$  from  $x$  to  $\xi$ . For  $\mathcal{A} \subseteq \{1, \dots, n\}$ , and  $\mathcal{B} \in \{\mathcal{I}, \mathcal{J}\}$ , define the path integral

$$\Gamma_{\mathcal{B}}^{\mathcal{A}} := \int_{\gamma_{\mathcal{B}}} \nabla g_{\mathcal{A}}(z) \cdot dz.$$

Then, (26) implies that

$$g_{\mathcal{I}}(x) - g_{\mathcal{I}}(y) = \Gamma_{\mathcal{I}}^{\mathcal{I}} - \Gamma_{\mathcal{J}}^{\mathcal{I}} \leq -\Gamma_{\mathcal{I}}^{\mathcal{I}^c} - \Gamma_{\mathcal{J}}^{\mathcal{I}} \quad (28)$$

$$g_{\mathcal{J}}(x) - g_{\mathcal{J}}(y) = \Gamma_{\mathcal{I}}^{\mathcal{J}} - \Gamma_{\mathcal{J}}^{\mathcal{J}} \geq \Gamma_{\mathcal{I}}^{\mathcal{J}} + \Gamma_{\mathcal{J}}^{\mathcal{J}^c}. \quad (29)$$

Denoting  $s_i := \text{sgn}(x_i - y_i)$ , the definition of  $\mathcal{I}$  and  $\mathcal{J}$ , and (28) and (29), yield

$$\begin{aligned} \sum_i s_i (g_i(x) - g_i(y)) &= g_{\mathcal{I}}(x) - g_{\mathcal{I}}(y) - g_{\mathcal{J}}(x) + g_{\mathcal{J}}(y) \\ &\leq -\Gamma_{\mathcal{I}}^{\mathcal{I}^c} - \Gamma_{\mathcal{J}}^{\mathcal{I}} - \Gamma_{\mathcal{I}}^{\mathcal{J}} - \Gamma_{\mathcal{J}}^{\mathcal{J}^c}. \end{aligned}$$

Observe that by (25),  $\mathcal{A} \cap \mathcal{B} = \emptyset$  implies  $\Gamma_{\mathcal{B}}^{\mathcal{A}} \geq 0$ , so that (27) follows immediately.

Notice that, if there exists some  $j \in \{1, \dots, n\}$  such that inequality (26) is strict for almost every  $x \in \Omega$ , and  $x_j > y_j$

( $x_j < y_j$ ), then (28) (respectively, (29)) is a strict inequality, hence so is (27), thus proving the second claim.

Now, assume that  $x \neq y$ ,  $x \not\prec y$ , and  $y \not\prec x$ . Then, it follows from the definition of the sets  $\mathcal{I}$  and  $\mathcal{J}$  that the sets  $\mathcal{I}^c$  and  $\mathcal{J}^c$  are nonempty. We also have  $\mathcal{I}^c \cap \mathcal{J}^c = \{i \in \{1, \dots, n\} | x_i = y_i\}$ . Since  $x \neq y$ , this implies that  $\mathcal{I}^c \cap \mathcal{J}^c \neq \{1, \dots, n\}$ . Therefore, at least one of  $\mathcal{I}^c$  and  $\mathcal{J}^c$  is a proper subset of  $\{1, \dots, n\}$ . If, say,  $\mathcal{I}^c$  is a proper subset, then the condition in 2) in the statement of the lemma implies that (25) is strict for some  $i \in \mathcal{I}$  and  $j \in \mathcal{I}^c$ . Therefore,  $\Gamma_{\mathcal{I}}^{\mathcal{I}^c} > 0$ , and the third claim follows.

Finally, the last claim is implied by the previous two: if  $x < y$  or  $y < x$ , then trivially  $x_j \neq y_j$  for all  $j \in \{1, \dots, n\}$  and the strict inequality in (27) follows from the claim associated with condition 1); if  $x \not\prec y$  and  $y \not\prec x$ , the strict inequality in (27) follows from the claim associated with condition 2). ■

Lemma 1 implies the following  $l_1$ -contraction principle for dynamic networks with monotone distributed routing policies.

*Lemma 2:* Let  $\mathcal{G} = (\mathcal{V}, \mathcal{E}, C)$  be a network satisfying Assumption 1,  $f$  is a monotone distributed routing policy, and  $\hat{\rho}^\circ, \tilde{\rho}^\circ \in \mathcal{R}$ . Let  $\hat{\rho}(t)$  and  $\tilde{\rho}(t)$  be the solutions to the system (1) with initial conditions  $\hat{\rho}(0) = \hat{\rho}^\circ$ , and  $\tilde{\rho}(0) = \tilde{\rho}^\circ$ , respectively. Define  $\varphi(t) := \|\hat{\rho}(t) - \tilde{\rho}(t)\|_1$  for  $0 \leq t < \min\{\kappa(\hat{\rho}^\circ), \kappa(\tilde{\rho}^\circ)\}$ . Then,  $\dot{\varphi}(t) \leq 0$ . Moreover, if the routing policy is strongly monotone, then  $\dot{\varphi}(t) = 0$  if and only if  $\hat{\rho}(t) = \tilde{\rho}(t)$ .

*Proof:* It is easily verified that the properties of monotone distributed routing policies (15) and (16) imply (25) and (26) for the function  $g_e(\rho) := f_e^{\text{in}}(\rho) - f_e^{\text{out}}(\rho)$ . Therefore, the first claim in Lemma 1 gives

$$\dot{\varphi}(t) = \sum_e \text{sgn}(\hat{\rho}_e(t) - \tilde{\rho}_e(t)) (g_e(\hat{\rho}(t)) - g_e(\tilde{\rho}(t))) \leq 0$$

if the distributed routing policy is monotone.

We now show that conditions 1) and 2) in Lemma 1 follow from the strong monotonicity property of the distributed routing policies. To that effect, for any  $j \in \mathcal{E}_{\mathcal{D}}^-$ , we have

$$\begin{aligned} \frac{\partial}{\partial \rho_j} \sum_{e \in \mathcal{E}} g_e(\rho) &= \frac{\partial}{\partial \rho_j} \left( \sum_{v \in \mathcal{O}} \lambda_v - \sum_{i \in \mathcal{E}_{\mathcal{D}}^-} f_i^{\text{out}}(\rho^i) \right) \\ &= -\frac{\partial}{\partial \rho_j} f_j^{\text{out}}(\rho^j) < 0 \end{aligned}$$

where the strict inequality follows from the strict version of (15), characterizing strongly monotone routing policies. This establishes condition 1) in Lemma 1. In order to connect condition 2) in Lemma 1, consider any proper subset  $\mathcal{K} \subsetneq \mathcal{E}$ . It is easily seen that there exist  $i \in \mathcal{K}$  and  $j \in \mathcal{K}^c$  such that either a)  $\tau_j = \sigma_i$  or  $\sigma_j = \sigma_i$ ; or b)  $j \in \mathcal{E}_i^+ \cap \mathcal{E}$ . In case a)

$$\frac{\partial g_i}{\partial \rho_j}(\rho) = \frac{\partial f_i^{\text{in}}}{\partial \rho_j}(\rho) = \sum_{e \in \mathcal{E}_i^-} \frac{\partial f_{e \rightarrow i}}{\partial \rho_j}(\rho^e) > 0$$

where the strict inequality follows from the strict version of (15) that holds true for a strongly monotone routing policy. In case b),  $(\partial/\partial \rho_j)g_i(\rho) = -(\partial/\partial \rho_j)f_i^{\text{out}}(\rho^i) > 0$ , where the strict inequality follows from the strict version of (16) that holds true for a strongly monotone routing policy. The last claim in Lemma 2 follows now from the last claim in Lemma 1. ■



### B. Properties of Limit Density Vectors

For an initial density  $\rho^\circ \in \mathcal{R}$ , let us consider the following subsets of  $\mathcal{E}$ :

$$\begin{aligned} \mathcal{B} &:= \{\lim \rho_e(t) = B_e\}, & \mathcal{W} &:= \{\limsup \rho_e(t) < B_e\}, \\ \mathcal{Z}_o &:= \{\lim f_e^{\text{out}}(\rho^e(t)) = 0\}, & \mathcal{Z}_i &:= \{\lim f_e^{\text{in}}(\rho^e(t)) = 0\}, \\ \mathcal{C} &:= \{\lim f_e^{\text{out}}(\rho^e(t)) = C_e\}, & \mathcal{Z} &:= \mathcal{Z}_i \cup \mathcal{Z}_o, \end{aligned} \quad (30)$$

where the limits are meant as  $t \uparrow \kappa(\rho^\circ)$  and the curly brackets are meant as defining the sets of those links  $e$  such that the enclosed condition is satisfied.

Observe that the definitions in (30) do not assume existence of a limit density. However, if a limit  $\rho^* = \lim_{t \uparrow \kappa(\rho^\circ)} \rho(t)$  exists, then  $\mathcal{E} = \mathcal{B} \cup \mathcal{W}$ . Also, in general, the existence of the limit density  $\rho^*$  does not necessarily imply the existence of the limit outflow  $\lim_{t \uparrow \kappa(\rho^\circ)} f_e^{\text{out}}(\rho^e(t))$  or the limit inflow  $\lim_{t \uparrow \kappa(\rho^\circ)} f_e^{\text{in}}(\rho^e(t))$  for every  $e \in \mathcal{E}$ . Finally, observe that  $\mathcal{C} \cap \mathcal{Z}_o = \emptyset$ , and that  $\mathcal{B} \cap \mathcal{C} \cap \mathcal{Z}_i = \emptyset$ , since  $\lim_{t \uparrow \kappa(\rho^\circ)} \dot{\rho}_e(t) = -C_e < 0$  for all  $e \in \mathcal{C} \cap \mathcal{Z}_i$ , which is incompatible with  $e \in \mathcal{B}$ .

The following lemma characterizes the behavior of  $\rho(t)$  starting from some  $\rho(0) = \rho^\circ \in \mathcal{R}$ , as  $t$  approaches  $\kappa(\rho^\circ)$ .

*Lemma 3:* Let  $\mathcal{G} = (\mathcal{V}, \mathcal{E}, C)$  be a network satisfying Assumption 1, and  $f$  be a monotone distributed routing policy. Let  $\rho^\circ \in \mathcal{R}$  be such that the solution  $\rho(t)$  of the dynamical flow network (1) with initial condition  $\rho(0) = \rho^\circ$  admits a limit  $\rho^* = \lim_{t \uparrow \kappa(\rho^\circ)} \rho(t)$ . Let  $\mathcal{B}, \mathcal{W}, \mathcal{C}, \mathcal{Z} \subseteq \mathcal{E}$  be defined as in (30). Then:

- 1) if  $e \in \mathcal{B}$ , then  $e \in \mathcal{C}$ , or  $e \notin \mathcal{E}_D^-$  and  $\mathcal{E}_e^+ \subseteq \mathcal{B}$ ;
- 2) if  $e \in \mathcal{B}$ , then  $e \in \mathcal{Z}_i$ , or  $\mathcal{E}_e^+ \subseteq \mathcal{B}$ ;
- 3) if  $e \in \mathcal{W} \setminus \mathcal{E}_D^-$  and  $\mathcal{E}_e^+ \subseteq \mathcal{B}$ , then  $e \in \mathcal{Z}_o$ .

*Proof:*

- 1) First consider the case  $e \in \mathcal{E}_D^-$ . Then, (13) implies that if  $e \in \mathcal{B}$ , then  $e \in \mathcal{C}$ . On the other hand, assume that  $e \notin \mathcal{E}_D^-$ . Then, if  $e \in \mathcal{B}$  and  $\mathcal{E}_e^+ \not\subseteq \mathcal{B}$ , necessarily  $\{\rho_e^*\}_{e \in \mathcal{E}_e} \in \mathcal{R}_e^*$ , so that property (13) implies that  $e \in \mathcal{C}$ .
- 2) Let  $e$  be such that  $\mathcal{E}_e^+ \not\subseteq \mathcal{B}$ . Then, property (14) implies that  $\lim_{t \uparrow \kappa(\rho^\circ)} f_e^{\text{in}}(\rho(t)) = 0$ .
- 3) If  $e \in \mathcal{W} \setminus \mathcal{E}_D^-$  and  $\mathcal{E}_e^+ \subseteq \mathcal{B}$ , then property (14) implies that  $\lim_{t \uparrow \kappa(\rho^\circ)} f_e^{\text{out}}(\rho(t)) = 0$ . ■

The following fundamental result states that either  $\mathcal{B} = \emptyset$ , or there exists a cut on the origin side of which the densities hit the buffer capacities.

*Lemma 4:* Let  $\mathcal{G} = (\mathcal{V}, \mathcal{E}, C)$  be a network satisfying Assumption 1, and  $f$  be a monotone distributed routing policy with the vector of inflows  $\lambda$ . Let  $\rho^\circ \in \mathcal{R}$  be such that the solution  $\rho(t)$  of the dynamical flow network (1) with initial condition  $\rho(0) = \rho^\circ$  admits a limit  $\rho^* = \lim_{t \uparrow \kappa(\rho^\circ)} \rho(t)$ . Let  $\mathcal{B}, \mathcal{W}, \mathcal{C}, \mathcal{Z} \subseteq \mathcal{E}$  be defined as in (30). Then, either  $\mathcal{E} = \mathcal{W}$ , or there exists a cut  $\mathcal{S}$  with  $C_{\mathcal{S}} \leq \lambda_{\mathcal{S}}$  such that

$$\mathcal{E}_{\mathcal{S}}^+ \subseteq \mathcal{B}, \quad \partial_{\mathcal{S}}^+ \subseteq \mathcal{C}, \quad \partial_{\mathcal{S}}^- \subseteq \mathcal{Z}, \quad \mathcal{E} \setminus (\mathcal{E}_{\mathcal{S}}^+ \cup \partial_{\mathcal{S}}^-) \subseteq \mathcal{W}. \quad (31)$$

*Proof:* The existence of the limit density  $\rho^*$  implies that  $\mathcal{E} = \mathcal{B} \cup \mathcal{W}$ . Assume that  $\mathcal{E} \neq \mathcal{W}$  and, hence,  $\mathcal{B} \neq \emptyset$ . Let  $\mathcal{S} := \{v \in \mathcal{V} \setminus \mathcal{D} : \mathcal{E}_v^+ \subseteq \mathcal{B}\}$ . To start with, we prove that  $\mathcal{S} \neq \emptyset$ . To see this, consider a link  $e \in \mathcal{B}$ . If also  $e \in \mathcal{E}_D^-$ , then statement 1 of Lemma 3 implies that  $e \in \mathcal{C}$  and, hence,  $e \notin \mathcal{Z}_i$ . This

combined with statement 2 of Lemma 3 implies that  $\mathcal{E}_{\sigma_e}^+ \subseteq \mathcal{B}$ , and hence  $\sigma_e \in \mathcal{S} \neq \emptyset$ . On the other hand, if  $e \in \mathcal{B} \setminus \mathcal{E}_D^-$ , then statement 1 of Lemma 3 implies that  $\mathcal{E}_e^+ \subseteq \mathcal{B}$  or  $e \in \mathcal{C}$ . In the former case,  $\tau_e \in \mathcal{S} \neq \emptyset$ . In the latter case,  $e \in \mathcal{C} \cap \mathcal{B}$  implies again  $e \notin \mathcal{Z}_i$ , so that statement 2 of Lemma 3 yields  $\mathcal{E}_{\sigma_e}^+ \subseteq \mathcal{B}$ , hence  $\sigma_e \in \mathcal{S} \neq \emptyset$ . Hence,  $\mathcal{S} \neq \emptyset$  and since  $\mathcal{S} \cap \mathcal{D} = \emptyset$  by construction,  $\mathcal{S}$  is a cut. Also, by construction,  $\mathcal{E}_{\mathcal{S}}^+ \subseteq \mathcal{B}$ .

We prove now that  $\partial_{\mathcal{S}}^+ \subseteq \mathcal{C}$ . In fact, if  $e \in \partial_{\mathcal{S}}^+$ , then  $\mathcal{E}_e^+ \not\subseteq \mathcal{B}$  for otherwise, one would have  $\tau_e \in \mathcal{S}$  so that  $e \notin \partial_{\mathcal{S}}^+$ . Hence,  $e \in \partial_{\mathcal{S}}^+$  implies  $\{\rho_e^*\}_{e \in \mathcal{E}_e} \in \mathcal{R}_e^*$  which, combined with (13), implies  $e \in \mathcal{C}$ .

On the other hand, for every  $e \in \partial_{\mathcal{S}}^-$ , one has  $\mathcal{E}_{\sigma_e}^+ \not\subseteq \mathcal{B}$  (since  $\sigma_e \notin \mathcal{S}$ ) and  $\mathcal{E}_e^+ \subseteq \mathcal{B}$  (since  $\tau_e \in \mathcal{S}$ ). Therefore, statement 2 of Lemma 3 implies that  $\partial_{\mathcal{S}}^- \cap \mathcal{B} \subseteq \mathcal{Z}_i$ , while statement 3 of Lemma 3 implies that  $\partial_{\mathcal{S}}^- \cap \mathcal{W} \subseteq \mathcal{Z}_o$ .

To show that  $\mathcal{E} \setminus (\mathcal{E}_{\mathcal{S}}^+ \cup \partial_{\mathcal{S}}^-) \subseteq \mathcal{W}$ , it is sufficient to prove that, for every  $e \in \mathcal{B}$  with  $\sigma_e \notin \mathcal{S}$ , necessarily  $\tau_e \in \mathcal{S}$ , so that  $e \in \partial_{\mathcal{S}}^-$ . Indeed, it follows from statement 2 of Lemma 3 that  $e \in \mathcal{B}$  and  $\sigma_e \notin \mathcal{S}$  (i.e.,  $\mathcal{E}_{\sigma_e}^+ \not\subseteq \mathcal{B}$ ) imply that  $e \in \mathcal{Z}_i$ , so that  $e \notin \mathcal{C}$  and statement 1 of Lemma 3 implies that  $\tau_e \in \mathcal{S}$ .

Finally, it follows from  $\mathcal{E}_{\mathcal{S}}^+ \subseteq \mathcal{B}$  and  $\mathcal{E} \setminus (\mathcal{E}_{\mathcal{S}}^+ \cup \partial_{\mathcal{S}}^-) \subseteq \mathcal{W}$  that  $\mathcal{B} = \mathcal{E}_{\mathcal{S}}^+ \cup \partial_{\mathcal{S}}^- \cap \mathcal{B}$ . Then, using  $\partial_{\mathcal{S}}^+ \subseteq \mathcal{C}$ ,  $\partial_{\mathcal{S}}^- \cap \mathcal{B} \subseteq \mathcal{Z}_i$ , and  $\partial_{\mathcal{S}}^- \cap \mathcal{W} \subseteq \mathcal{Z}_o$ , one obtains

$$\begin{aligned} \sum_{e \in \mathcal{B}} \dot{\rho}_e(t) &= \lambda_{\mathcal{S}} + \sum_{e \in \partial_{\mathcal{S}}^- \cap \mathcal{W}} f_e^{\text{out}}(t) + \sum_{e \in \partial_{\mathcal{S}}^- \cap \mathcal{B}} f_e^{\text{in}}(t) - \sum_{e \in \partial_{\mathcal{S}}^+} f_e^{\text{out}}(t) \\ &\xrightarrow{t \uparrow \kappa(\rho^\circ)} \lambda_{\mathcal{S}} - C_{\mathcal{S}}. \end{aligned}$$

Since  $\rho_e(t) < B_e$  for  $t \in [0, \kappa(\rho^\circ))$  and  $\lim_{t \uparrow \kappa(\rho^\circ)} \rho_e(t) = B_e$  for all  $e \in \mathcal{B}$ , the above implies that  $\lambda_{\mathcal{S}} - C_{\mathcal{S}} \geq 0$ . ■

### C. Proof of Theorem 1

The results in the previous subsection assume the existence of a limit density, which, in principle, is not guaranteed for every initial condition  $\rho(0) = \rho^\circ \in \mathcal{R}$ . However, for monotone distributed routing policies, the existence of a limit density is ensured for the initial condition  $\rho(0) = \mathbf{0}$ . Indeed, for every  $\rho^\circ \in \mathcal{R}$  and  $0 \leq t < \kappa(\rho^\circ)$ , let  $\phi^t(\rho^\circ) = \rho(t)$  be the solution of (1) with initial condition  $\rho(0) = \rho^\circ$ . Then, for monotone distributed routing policies, (18) implies that  $\phi^{t+s}(\mathbf{0}) = \phi^t(\phi^s(\mathbf{0})) \geq \phi^t(\mathbf{0})$ , for  $0 \leq s < \kappa(\mathbf{0}) - t$ , that is,  $\phi^t(\mathbf{0})$  is component-wise nondecreasing and, hence, convergent to some limit, to be denoted, with slight abuse of notation, by  $\rho^* := \lim_{t \rightarrow \kappa(\mathbf{0})} \phi^t(\mathbf{0})$ .

Let  $\mathcal{B}, \mathcal{W}, \mathcal{C}, \mathcal{Z}_i$ , and  $\mathcal{Z}_o$  be defined as in (30) for  $\rho^\circ = \mathbf{0}$ . First, consider the case  $\max_U \{\lambda_U - C_U\} < 0$ . Then, Lemma 4 implies that  $\mathcal{E} = \mathcal{W}$ , as otherwise there would exist a cut  $\mathcal{S}$  such that  $C_{\mathcal{S}} \leq \lambda_{\mathcal{S}}$ . Then,  $\rho^*$  is an equilibrium. For an arbitrary initial condition  $\rho^\circ \in \mathcal{R}$ , it cannot be that  $\kappa(\rho^\circ) < \infty$ , as then the limit  $\lim_{t \uparrow \kappa(\rho^\circ)} \phi^t(\rho^\circ) \notin \mathcal{R}$  would exist, and Lemma 4 would imply that  $\lambda_{\mathcal{S}} \geq C_{\mathcal{S}}$  for some cut  $\mathcal{S}$ . Therefore,  $\kappa(\rho^\circ) = \infty$ , for all  $\rho^\circ \in \mathcal{R}$ . By Lemma 2, we also have  $\|\phi^t(\rho^\circ) - \rho^*\|_1 \leq \|\rho^\circ - \rho^*\|_1$ , for all  $t \geq 0$ , so that, in particular,  $\phi^t(\rho^\circ)$  remains bounded. If the distributed routing policy is strongly monotone, then Lemma 2 allows one to use LaSalle's theorem showing that  $\lim_{t \rightarrow \infty} \phi^t(\rho^\circ) = \rho^*$  for any initial condition  $\rho^\circ \in \mathcal{R}$ .

Conversely, if  $\rho^* \in \mathcal{R}$ , then, for every cut  $\mathcal{U}$ , the mass balance on  $\mathcal{E}_\mathcal{U}^+$  implies that

$$0 = \lambda_\mathcal{U} - \sum_{e \in \partial_\mathcal{U}^+} f_e^{\text{out}}(\rho^*) + \sum_{e \in \partial_\mathcal{U}^-} f_e^{\text{out}}(\rho^*) \geq \lambda_\mathcal{U} - C_\mathcal{U}.$$

This proves that if  $\lambda_\mathcal{U} > C_\mathcal{U}$  for some cut  $\mathcal{U}$ , then necessarily  $\rho^* \notin \mathcal{R}$ . The same holds if  $\max_{\mathcal{U}} \{\lambda_\mathcal{U} - C_\mathcal{U}\} = 0$  and the routing policy is strongly monotone, for in that case  $\sum_{e \in \partial_\mathcal{U}^+} f_e^{\text{out}}(\rho^*) < C_\mathcal{U}$  if  $\rho^* \in \mathcal{R}$ . Therefore,  $\mathcal{W} \neq \mathcal{E}$ , so that Lemma 4 implies (19) for  $\rho^\circ = \mathbf{0}$ . For the arbitrary initial density  $\rho^\circ \in \mathcal{R}$ , consider the following two cases:  $\kappa(\rho^\circ) < +\infty$  and  $\kappa(\rho^\circ) = +\infty$ . In the former,  $\lim_{t \uparrow \kappa(\rho^\circ)} \rho(t)$  exists, hence (19) is implied by Lemma 4. In the latter,  $\kappa(\mathbf{0}) \geq \kappa(\rho^\circ) = \infty$ , hence (19) for  $\rho^\circ = \mathbf{0}$  also implies (19) for arbitrary  $\rho^\circ \in \mathcal{R}$ .

#### D. Proof of Proposition 1

Observe that, for every cut  $\mathcal{U}$

$$\sum_{e \in \mathcal{E}_\mathcal{U}^+} \dot{\rho}_e = \lambda_\mathcal{U} + \sum_{e \in \partial_\mathcal{U}^+} f_e^{\text{out}} - \sum_{e \in \partial_\mathcal{U}^-} f_e^{\text{out}} \geq \lambda_\mathcal{U} - C_\mathcal{U}$$

so that  $\sum_{e \in \mathcal{E}_\mathcal{U}^+} \rho_e \geq \sum_{e \in \mathcal{E}_\mathcal{U}^+} \rho_e^\circ + t(\lambda_\mathcal{U} - C_\mathcal{U})$ , from which (20) follows. On the other hand, (21) is an immediate consequence of claim 2) of Theorem 1 and the definition of  $\kappa(\rho^\circ)$ .

#### E. Proof of Proposition 2

Let  $\mathcal{U}^*$  be defined as in (22), and  $\mathcal{S}$  be a cut with  $C_\mathcal{S} \leq \lambda_\mathcal{S}$  satisfying (31) for  $\rho^\circ = \mathbf{0}$  (whose existence is guaranteed by Lemma 4). The proof consists of three steps: 1) Lemma 5 characterizes  $\mathcal{U}^*$  defined in (22) as the maximal cut such that  $\lambda_{\mathcal{U}^*} - C_{\mathcal{U}^*} = \max_{\mathcal{U}} \{\lambda_\mathcal{U} - C_\mathcal{U}\} \geq 0$ ; 2) Lemma 6 shows that  $\mathcal{S} = \mathcal{U}^*$ , where  $\mathcal{S}$  is the cut built in Lemma 4 for  $\rho^\circ = \mathbf{0}$ ; and 3) the proof is completed for  $\rho^\circ = \mathbf{0}$  and extended to the case of the generic initial condition.

A complete proof of the results, omitted for space limitations, is provided in the extended version of this paper [21].

*Lemma 5:* For a network  $\mathcal{G} = (\mathcal{V}, \mathcal{E}, C)$  satisfying Assumption 1, let  $\mathcal{U}^*$  and  $\mathcal{M}$  be as in (22). Then,  $\mathcal{U}^* \in \mathcal{M}$ .

*Lemma 6:* Let  $\mathcal{G} = (\mathcal{V}, \mathcal{E}, C)$  be a network satisfying Assumption 1 and  $\lambda$  a vector of inflows such that  $\max_{\mathcal{U}} \{\lambda_\mathcal{U} - C_\mathcal{U}\} \geq 0$ . Let  $f$  be a strongly monotone distributed routing policy. Let  $\mathcal{U}^*$  be defined as in (22) and  $\mathcal{B}, \mathcal{W}, \mathcal{C}, \mathcal{Z}_\circ \subseteq \mathcal{E}$  be defined as in (30) for  $\rho^\circ = \mathbf{0}$ . If  $\kappa(\mathbf{0}) = +\infty$ , then  $\mathcal{E}_{\mathcal{U}^*}^+ \subseteq \mathcal{B}$ ,  $\partial_{\mathcal{U}^*}^+ \subseteq \mathcal{C}$ ,  $\partial_{\mathcal{U}^*}^- \subseteq \mathcal{Z}_\circ$ , and  $\mathcal{E} \setminus (\mathcal{E}_{\mathcal{U}^*}^+ \cup \partial_{\mathcal{U}^*}^-) \subseteq \mathcal{W}$ .

*Proof:* Let  $\rho(t)$  be the solution of (1) with initial condition  $\rho(0) = \mathbf{0}$  and  $\mathcal{S} := \{v \in \mathcal{V} \setminus \mathcal{D} : \mathcal{E}_v^+ \subseteq \mathcal{B}\}$ . Then, Lemma 4 gives  $\partial_\mathcal{S}^+ \subseteq \mathcal{C}$ ,  $\partial_\mathcal{S}^- \subseteq \mathcal{Z}_\circ \cap \mathcal{Z}_i$ , and  $\mathcal{E} \setminus (\mathcal{E}_\mathcal{S}^+ \cup \partial_\mathcal{S}^-) \subseteq \mathcal{W}$ . It remains to show that  $\mathcal{S} = \mathcal{U}^*$ . To this aim, first one defines  $\hat{\mathcal{U}} = \mathcal{S} \cup \mathcal{U}^*$ . Then, the conservation of mass and some algebraic manipulations implies that  $\lambda_{\hat{\mathcal{U}}} - C_{\hat{\mathcal{U}}} \geq \lambda_{\mathcal{U}^*} - C_{\mathcal{U}^*}$ . Since  $\mathcal{U}^* \in \mathcal{M}$  by Lemma 5, this implies that  $\hat{\mathcal{U}} \in \mathcal{M}$ . Then, necessarily  $\hat{\mathcal{U}} = \mathcal{U}^*$ , so that  $\mathcal{S} \subseteq \mathcal{U}^*$ . Similarly, if  $\mathcal{A} := \mathcal{U}^* \setminus \mathcal{S} \neq \emptyset$ , then it is possible to show that  $\liminf_t \sum_{e \in \mathcal{E}_\mathcal{A}^+ \setminus \partial_\mathcal{S}^-} \dot{\rho}_e(t) > 0$ , contradicting  $\mathcal{E}_\mathcal{A}^+ \setminus \partial_\mathcal{S}^- \subseteq \mathcal{W}$ . Then,  $\mathcal{A} = \emptyset$ , so that  $\mathcal{S} \supseteq \mathcal{U}^*$ . ■

We can now conclude the proof of Proposition 2. Infinite buffers and limited growth rate imply  $\kappa(\rho^\circ) = \infty$  for every  $\rho^\circ \in \mathcal{R}$ . For  $\rho^\circ = \mathbf{0}$ , Lemmas 4 and 6 imply (23) and (24). For arbitrary  $\rho^\circ \in \mathcal{R}$ , the extension of (23) follows from Lemma 2; hence, we only need to prove (24). To this aim, consider a new network  $\hat{\mathcal{G}} = (\hat{\mathcal{V}}, \hat{\mathcal{E}}, \hat{C})$  with  $\hat{\mathcal{V}} := \mathcal{V} \setminus \mathcal{S}$ ,  $\hat{\mathcal{E}} := \mathcal{E} \setminus (\mathcal{E}_\mathcal{S}^+ \cup \partial_\mathcal{S}^-)$ , and  $\hat{C}_e = C_e$  for  $e \in \hat{\mathcal{E}}$ , and with inflows  $\hat{\lambda}_{\hat{v}} := \lambda_{\hat{v}} + \sum_{e \in \mathcal{E}_{\hat{v}}^- \cap \partial_\mathcal{S}^+} C_e$  for  $\hat{v} \in \hat{\mathcal{V}}$ , and buffer capacities  $\hat{B}_e = B_e$  for  $e \in \hat{\mathcal{E}}$ . Let  $\hat{f}$  be a distributed routing function for  $\hat{\mathcal{G}}$  such that  $\hat{f}_{e \rightarrow j}(\hat{\rho}^e) = f_{e \rightarrow j}(\rho^e)$ , where  $\rho^e \in \mathcal{R}_e^\circ$  is such that  $\rho_j = \hat{\rho}_j$  for all  $j \in \mathcal{E}_e \cap \hat{\mathcal{E}}$ , and  $\rho_j = B_j$  for all  $j \in \mathcal{E}_e \cap \partial_\mathcal{S}^-$ . Clearly,  $\hat{\mathcal{G}}$  satisfies Assumption 1. Claim (24) finally follows for arbitrary  $\rho^\circ \in \mathcal{R}$  by applying Theorem 1 to the dynamical flow network associated with  $\hat{\mathcal{G}}$  and  $\hat{f}$ , and by interpreting it as a monotone-controlled system [18], with the densities on  $\mathcal{E}_\mathcal{S}^+ \cup \partial_\mathcal{S}^-$  considered as inputs.

## VI. CONCLUSION

We study dynamical flow networks under distributed monotone routing policies and prove throughput optimality of the proposed policies both when the min-cut capacity constraints are satisfied and in overload. Some of the technical tools developed here can be employed for analysis of transportation networks [8].

Future research includes and is not limited to the design of application-oriented control policies and optimization with respect to secondary objectives, such as steady-state delay, without compromising throughput optimality. We also plan to extend our framework to the multicommodity case under output feedback, modeling, for example, urban traffic networks where observations are the aggregates of flows of all commodities.

## REFERENCES

- [1] R. K. Ahuja, T. L. Magnanti, and J. B. Orlin, *Network Flows: Theory, Algorithms, Applications*. Englewood Cliffs, NJ, USA: Prentice-Hall, 1993.
- [2] A. V. Goldberg and R. E. Tarjan, "A new approach to the maximum-flow problem," *J. ACM*, vol. 35, no. 4, pp. 921–940, 1988.
- [3] D. Serre, *Systems of Conservation Laws 1. Hyperbolicity, Entropies, Shock Waves*. Cambridge, U.K.: Cambridge University Press, 1999.
- [4] L. Tassioulas and A. Ephremides, "Stability properties of constrained queueing systems and scheduling policies for maximum throughput in multihop radio networks," *IEEE Trans. Autom. Control*, vol. 37, no. 12, pp. 1936–1948, Dec. 1992.
- [5] C. F. Daganzo, "The cell transmission model part II: Network traffic," *Transport. Res. B-Meth.*, vol. 29B, no. 2, pp. 79–93, 1995.
- [6] M. Garavello and B. Piccoli, *Traffic Flow on Networks*. Springfield, MO, USA: American Institute of Mathematical Sciences, 2006.
- [7] C. F. Daganzo, "The cell transmission model: A dynamic representation of highway traffic consistent with the hydrodynamic theory," *Transport. Res. B-Meth.*, vol. 28B, no. 4, pp. 269–287, 1994.
- [8] E. Lovisari, G. Como, and K. Savla, "Stability of monotone dynamical flow networks," in *Proc. 53rd IEEE Conf. Dec. Control*, Dec. 2014, pp. 2384–2389.
- [9] G. Gomes, R. Horowitz, A. Kurzhanskiy, P. Varaiya, and J. Kwon, "Behavior of the cell transmission model and effectiveness of ramp metering," *Transport. Res. C-Emer.*, no. 16, pp. 485–513, 2008.
- [10] E. Lovisari, G. Como, A. Rantzer, and K. Savla, "Stability analysis and control synthesis for dynamical transportation networks," *arXiv:1410.5956v2*, Oct. 2014.
- [11] G. Como, K. Savla, D. Acemoglu, M. A. Dahleh, and E. Frazzoli, "Robust distributed routing in dynamical networks—Part i: Locally responsive

policies and weak resilience,” *IEEE Trans. Autom. Control*, vol. 58, no. 2, pp. 317–332, Feb. 2013.

[12] G. Como, K. Savla, D. Acemoglu, M. A. Dahleh, and E. Frazzoli, “Robust distributed routing in dynamical networks—Part ii: Strong resilience, equilibrium selection and cascaded failures,” *IEEE Trans. Autom. Control*, vol. 58, no. 2, pp. 333–348, Feb. 2013.

[13] G. Como, K. Savla, D. Acemoglu, M. A. Dahleh, and E. Frazzoli, “Robust distributed routing in dynamical networks with cascading failures,” in *Proc. 51st IEEE Conf. Dec. Control*, Dec. 2012, pp. 7413–7418.

[14] L. R. Ford and D. R. Fulkerson, “Maximal flow through a network,” *Can. J. Math.*, vol. 8, pp. 399–404, 1956.

[15] P. Elias, A. Feinstein, and C. Shannon, “A note on the maximum flow through a network,” *IRE Trans. Inf. Theory*, vol. 2, no. 4, pp. 117–119, 1956.

[16] M. Hirsch and H. Smith, “Competitive and cooperative systems: A mini-review,” *Positive Syst. Lect. Notes Control Inf. Sci.*, vol. 294, 2003.

[17] J. A. Jacquez and C. P. Simon, “Qualitative theory of compartmental systems,” *SIAM Rev.*, vol. 35, no. 1, pp. 43–79, 1993.

[18] D. Angeli and E. Sontag, “Monotone control system,” *IEEE Trans. Autom. Control*, vol. 48, no. 10, pp. 1684–1698, Oct. 2003.

[19] D. Shah and D. Wischik, “Fluid models of congestion collapse in overloaded switched networks,” *Queueing Syst.*, vol. 69, pp. 121–143, 2011.

[20] L. C. Evans and R. F. Gariepy, *Measure Theory and Fine Properties of functions*, vol. 5. Boca Raton, FL, USA: CRC, 1992.

[21] G. Como, E. Lovisari, and K. Savla, “Throughput optimality and overload behavior of dynamical flow networks under monotone distributed routing,” *arXiv:1308.1993v3*, May 2014.



**Giacomo Como** (M’12) received the B.Sc., M.S., and Ph.D. degrees in applied mathematics from Politecnico di Torino, Torino, Italy, in 2002, 2004, and 2008, respectively.

Currently, he is an Associate Professor in the Department of Automatic Control, Lund University, Lund, Sweden. In 2006–2007, he was a Visiting Assistant in Research at the Department of Electrical Engineering, Yale University, New Haven, CT, USA. From 2008 to 2011, he was a Postdoctoral Associate at the Laboratory for Information and Decision Sys-

tems, Massachusetts Institute of Technology, Cambridge, MA, USA. His current research interests are in control, information, game theory, and networks.



control.

**Enrico Lovisari** received the B.Sc. degree in information engineering, the M.S. degree in automation engineering, and the Ph.D. degree in information engineering from the University of Padova, Padova, Italy, in 2006, 2008, and 2012, respectively.

From 2012 to 2014, he was a Postdoctoral Associate in the Department of Automatic Control, Lund University, Lund, Sweden. Currently, he is a Postdoctoral Associate at CNRS GIPSA-lab, Grenoble, France. His research interests include control and estimation over networks and robust distributed



**Ketan Savla** received the B.Tech. degree in mechanical engineering from the Indian Institute of Technology Bombay, Mumbai, India, in 2003, the M.S. degree in mechanical engineering from the University of Illinois at Urbana-Champaign, Urbana, IL, USA, in 2004, and the M.A. degree in applied mathematics and the Ph.D. degree in electrical engineering from the University of California at Santa Barbara (UCSB), Santa Barbara, CA, USA, both in 2007.

Currently, he is an Assistant Professor in the Sonny Astani Department of Civil and Environmental Engineering at the University of Southern California, Los Angeles, CA, USA. Previously, he was a Postdoctoral Associate and then a Research Scientist in the Laboratory for Information and Decision Systems, Massachusetts Institute of Technology, Cambridge, MA, USA. His current research interests include control and optimization techniques for mobile autonomous systems, human-in-loop systems, and complex service networks.

Dr. Savla was awarded the Center for Control, Dynamical Systems, and Computation best thesis from UCSB in 2010.