

Nonlinear Control and Servo systems

Lecture 1

Anders Rantzer

Automatic Control LTH
Lund University



Overview Lecture 1

- ▶ Practical information
- ▶ Course contents
- ▶ Nonlinear control systems phenomena
- ▶ Nonlinear differential equations

Course Goal

To provide students with solid theoretical foundations of nonlinear control systems combined with good engineering ability

You should after the course be able to

- ▶ recognize common nonlinear control problems,
- ▶ use some powerful analysis methods, and
- ▶ use some practical design methods.

Course Material

- ▶ Textbook
 - ▶ Glad and Ljung, *Reglerteori, flervariabla och olinjra metoder*, 2003, Studentlitteratur, ISBN 9-14-403003-7 or the English translation *Control Theory*, 2000, Taylor & Francis Ltd, ISBN 0-74-840878-9. The course covers Chapters 11-16,18. (MPC and optimal control not covered in the other alternative textbooks.)
 - ▶ H. Khalil, *Nonlinear Systems* (3rd ed.), 2002, Prentice Hall, ISBN 0-13-122740-8. A good, a bit more advanced text.
 - ▶ ALTERNATIVE: Slotine and Li, *Applied Nonlinear Control*, Prentice Hall, 1991. The course covers chapters 1-3 and 5, and sections 4.7-4.8, 6.2, 7.1-7.3.

Course Material, cont.

- ▶ Handouts (Lecture notes + extra material)
- ▶ Exercises (can be downloaded from the course home page)
- ▶ Lab PMs 1, 2 and 3
- ▶ Home page
<http://www.control.lth.se/course/FRTN05/>
- ▶ Matlab/Simulink other simulation software
see home page

Lectures and labs

The lectures are given in M:E (except today and Nov 10) as follows:

Mon 13-15 week 44-49
Wed 8-10 week 44-49
Frid 8-10 week 44-45



Lectures are given in English.

The three laboratory experiments are [mandatory](#).

[Sign-up lists](#) are posted [on the web](#) at least one week before the first laboratory session and close *one day before*.

The Laboratory PMs are available at the course homepage.

[Before the lab](#) sessions some [home assignments](#) have to be done. No reports after the labs.

Exercise sessions and TAs

The exercises are offered twice a week in lab A and lab B of Automatic Control LTH, on the ground floor in the south end of the M-building.

Tue 15:15-17:00 Wed 15:15-17:00

Martin Karlsson

Kaito Ariu



The Course

- ▶ 14 lectures
- ▶ 14 exercises
- ▶ 3 laboratories
- ▶ 5 hour exam: **January 3, 2018, 08:00-13:00, Sparta A-B.**
Open-book exam: Lecture notes but no old exams/exercises.

Course Outline

- Lecture 1-3 Modelling and basic phenomena (linearization, phase plane, limit cycles)
- Lecture 2-6 Analysis methods (Lyapunov, circle criterion, describing functions))
- Lecture 7-8 Common nonlinearities (Saturation, friction, backlash, quantization))
- Lecture 9-13 Design methods (Lyapunov methods, Backstepping, Optimal control)
- Lecture 14 Summary

Todays lecture

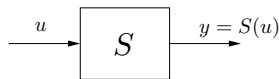
Common nonlinear phenomena

- ▶ Input-dependent stability
- ▶ Stable periodic solutions
- ▶ Jump resonances and subresonances

Nonlinear model structures

- ▶ Common nonlinear components
- ▶ State equations
- ▶ Feedback representation

Linear Systems



Definitions: The system S is *linear* if

$$S(\alpha u) = \alpha S(u), \quad \text{scaling}$$

$$S(u_1 + u_2) = S(u_1) + S(u_2), \quad \text{superposition}$$

A system is *time-invariant* if delaying the input results in a delayed output:

$$y(t - \tau) = S(u(t - \tau))$$

Linear time-invariant systems are easy to analyze

Different representations of same system/behavior

$$\dot{x}(t) = Ax(t) + Bu(t), \quad y(t) = Cx(t), \quad x(0) = 0$$

$$y(t) = g(t) \star u(t) = \int g(r)u(t-r)dr$$

$$Y(s) = G(s)U(s)$$

Local stability = global stability:

Eigenvalues of A (= poles of $G(s)$) in left half plane

Superposition:

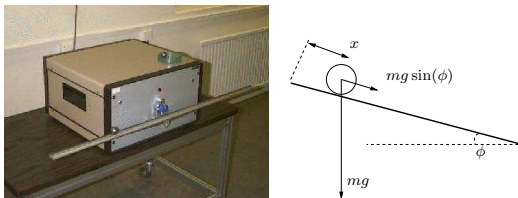
Enough to know step (or impulse) response

Frequency analysis possible:

Sinusoidal inputs give sinusoidal outputs

Linear models are not always enough

Example: Ball and beam



Linear model (acceleration along beam) :

Combine $F = m \cdot a = m \frac{d^2x}{dt^2}$ with $F = mg \sin(\phi)$:

$$\ddot{x}(t) = g \sin(\phi(t))$$

Linear models are not enough

x = position (m) ϕ = angle (rad) $g = 9.81$ (m/s²)

Can the ball move 0.1 meter from rest in 0.1 seconds?

Linearization: $\sin \phi \sim \phi$ for $\phi \sim 0$

$$\begin{cases} \ddot{x}(t) = g\phi \\ x(0) = 0 \end{cases}$$

Solving the above gives $x(t) = \frac{t^2}{2}g\phi$

For $x(0.1) = 0.1$, one needs $\phi = \frac{2 \cdot 0.1}{0.1^2 \cdot g} \geq 2$ rad

Clearly outside linear region!

Contact problem, friction, centripetal force, saturation

How fast can it be done? (Optimal control)

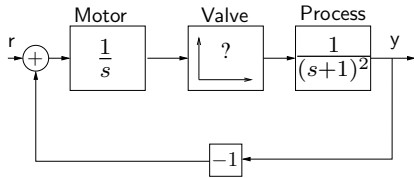
Demo: Furuta pendulum

Warm-Up Exercise: 1-D Nonlinear Control System

$$\dot{x} = x^2 - x + u$$

- ▶ stability for $x(0) = 0$ and $u = 0$?
- ▶ stability for $x(0) = 1$ and $u = 0$?
- ▶ stability with linear feedback $u = ax + b$?
- ▶ stability with non-linear feedback $u(x) = ?$

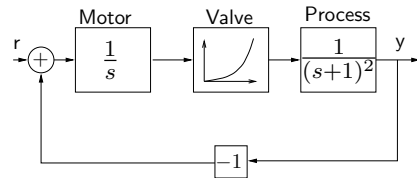
Stability Can Depend on Amplitude



Valve characteristic $f(x) = ???$

Step changes of amplitude, $r = 0.2$, $r = 1.68$, and $r = 1.72$

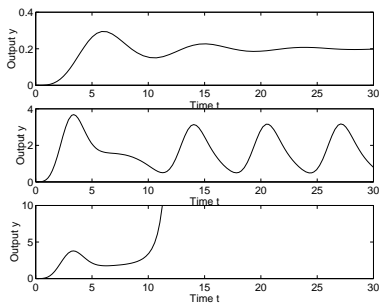
Stability Can Depend on Amplitude



Valve characteristic $f(x) = x^2$

Step changes of amplitude, $r = 0.2$, $r = 1.68$, and $r = 1.72$

Step Responses

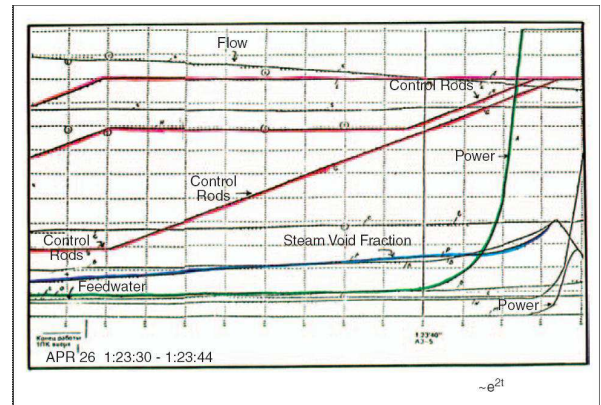


$r = 0.2$

$r = 1.68$

$r = 1.72$

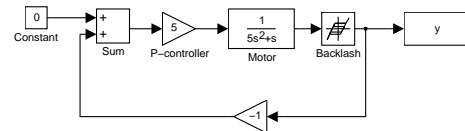
Stability depends on amplitude!



Video: JAS Gripen crash

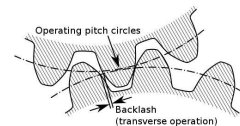
Stable Periodic Solutions

Example: Motor with backlash



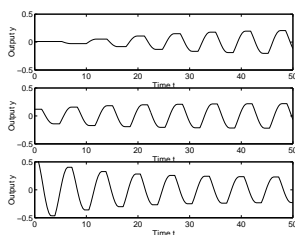
Motor: $G(s) = \frac{1}{s(1+5s)}$

Controller: $K = 5$



Stable Periodic Solutions

Output for different initial conditions:

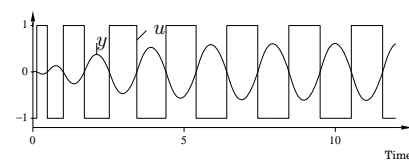
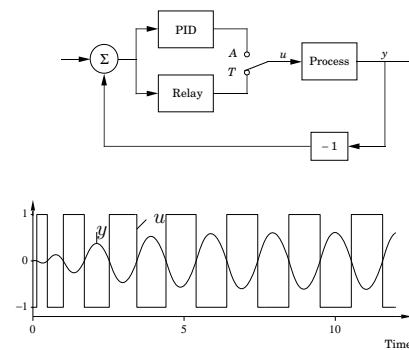


Frequency and amplitude independent of initial conditions!

Several systems use the existence of such a phenomenon

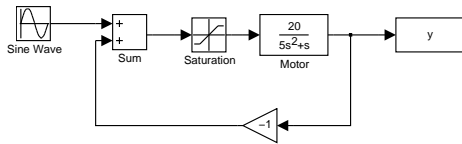
Relay Feedback Example

Period and amplitude of limit cycle are used for autotuning



[patent: T Hgglund and K J strm]

Jump Resonances

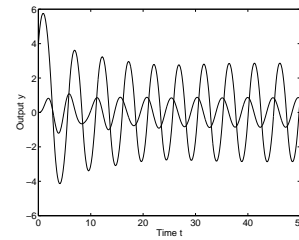


Response for sinusoidal depends on initial condition
Problem when doing frequency response measurement

Jump Resonances

$$u = 0.5 \sin(1.3t), \text{ saturation level } = 1.0$$

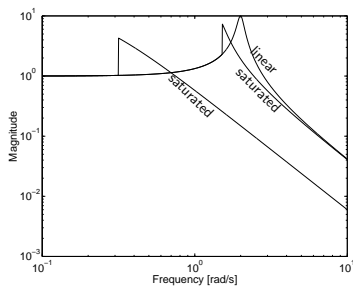
Two different initial conditions



give two different amplifications for same sinusoid!

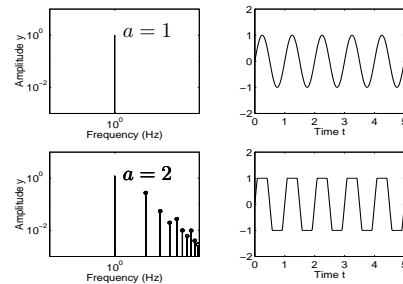
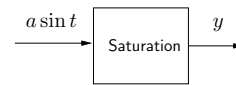
Jump Resonances

Measured frequency response (many-valued)



New Frequencies

Example: Sinusoidal input, saturation level 1



New Frequencies

Example: Electrical power distribution

$$THD = \text{Total Harmonic Distortion} = \frac{\sum_{k=2}^{\infty} \text{energy in tone } k}{\text{energy in tone } 1}$$

Nonlinear loads: Rectifiers, switched electronics, transformers

Important, increasing problem

Guarantee electrical quality

Standards, such as $THD < 5\%$



New Frequencies

Example: Mobile telephone

Effective amplifiers work in nonlinear region

Introduces spectrum leakage

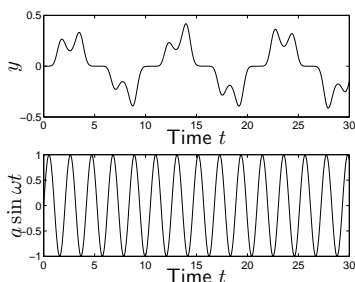
Channels close to each other

Trade-off between effectivity and linearity



Subresonances

Example: Duffing's equation $\ddot{y} + \dot{y} + y - y^3 = a \sin(\omega t)$



When is Nonlinear Theory Needed?

- ▶ Hard to know when - **Try simple things first!**
- ▶ Regulator problem versus servo problem
- ▶ Change of working conditions (production on demand, short batches, many startups)
- ▶ Mode switches
- ▶ Nonlinear components

How to detect? Make step responses, Bode plots

- ▶ Step up/step down
- ▶ Vary amplitude
- ▶ Sweep frequency up/frequency down

Todays lecture

Common nonlinear phenomena

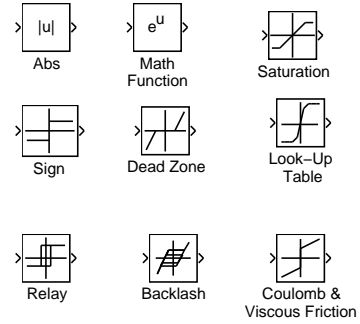
- ▶ Input-dependent stability
- ▶ Stable periodic solutions
- ▶ Jump resonances and subresonances

Nonlinear model structures

- ▶ Common nonlinear components
- ▶ State equations
- ▶ Feedback representation

Some Nonlinearities

Static – dynamic



Nonlinear Differential Equations

Problems

- ▶ No analytic solutions
- ▶ Existence?
- ▶ Uniqueness?
- ▶ etc

Finite escape time

Example: The differential equation

$$\frac{dx}{dt} = x^2, \quad x(0) = x_0$$

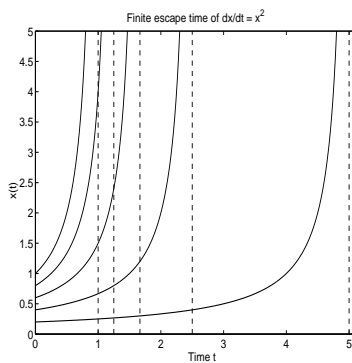
has solution

$$x(t) = \frac{x_0}{1 - x_0 t}, \quad 0 \leq t < \frac{1}{x_0}$$

Finite escape time

$$t_f = \frac{1}{x_0}$$

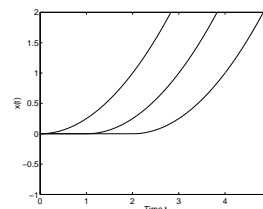
Finite Escape Time



Uniqueness Problems

Example: The equation $\dot{x} = \sqrt{x}$, $x(0) = 0$ has many solutions:

$$x(t) = \begin{cases} (t-C)^2/4 & t > C \\ 0 & t \leq C \end{cases}$$



Compare with water tank:

$$dh/dt = -a\sqrt{h}, \quad h : \text{height (water level)}$$

Change to backward-time: "If I see it empty, when was it full?"

Local Existence and Uniqueness

For $R > 0$, let Ω_R denote the ball $\Omega_R = \{z : \|z - a\| \leq R\}$.

Theorem

If, f is Lipschitz-continuous in Ω_R , i.e.,

$$\|f(z) - f(y)\| \leq K\|z - y\|, \quad \text{for all } z, y \in \Omega_R,$$

then

$$\begin{cases} \dot{x}(t) = f(x(t)) \\ x(0) = a \end{cases}$$

has a unique solution

$$x(t), \quad 0 \leq t < R/C_R,$$

where $C_R = \max_{x \in \Omega_R} \|f(x)\|$

Global Existence and Uniqueness

Theorem

If f is Lipschitz-continuous in R^n , i.e.,

$$\|f(z) - f(y)\| \leq K\|z - y\|, \quad \text{for all } z, y \in R^n,$$

then

$$\dot{x}(t) = f(x(t)), x(0) = a$$

has a unique solution

$$x(t), \quad t \geq 0.$$

State-Space Models

- ▶ State vector x
- ▶ Input vector u
- ▶ Output vector y

general: $f(x, u, y, \dot{x}, \dot{y}, \dots) = 0$
 explicit: $\dot{x} = f(x, u), \quad y = h(x)$
 affine in u : $\dot{x} = f(x) + g(x)u, \quad y = h(x)$
 linear time-invariant: $\dot{x} = Ax + Bu, \quad y = Cx$

Transformation to Autonomous System

Nonautonomous:

$$\dot{x} = f(x, t)$$

Always possible to transform to autonomous system

Introduce $x_{n+1} = \text{time}$

$$\begin{aligned} \dot{x} &= f(x, x_{n+1}) \\ \dot{x}_{n+1} &= 1 \end{aligned}$$

Transformation to First-Order System

Assume $\frac{d^k y}{dt^k}$ highest derivative of y

Introduce $x = \left[y \quad \frac{dy}{dt} \quad \dots \quad \frac{d^{k-1}y}{dt^{k-1}} \right]^T$

Example: Pendulum

$$MR\ddot{\theta} + k\dot{\theta} + MgR\sin\theta = 0$$

$x = [\theta \quad \dot{\theta}]^T$ gives

$$\begin{aligned} \dot{x}_1 &= x_2 \\ \dot{x}_2 &= -\frac{k}{MR}x_2 - \frac{g}{R}\sin x_1 \end{aligned}$$

Equilibria (=singular points)

Put all derivatives to zero!

General: $f(x_0, u_0, y_0, 0, 0, 0, \dots) = 0$

Explicit: $f(x_0, u_0) = 0$

Linear: $Ax_0 + Bu_0 = 0$ (has analytical solution(s)!)

Multiple Equilibria

Example: Pendulum

$$MR\ddot{\theta} + k\dot{\theta} + MgR\sin\theta = 0$$

Equilibria given by $\ddot{\theta} = \dot{\theta} = 0 \implies \sin\theta = 0 \implies \theta = n\pi$

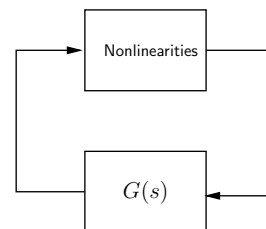
Alternatively,

$$\begin{aligned} \dot{x}_1 &= x_2 \\ \dot{x}_2 &= -\frac{k}{MR}x_2 - \frac{g}{R}\sin x_1 \end{aligned}$$

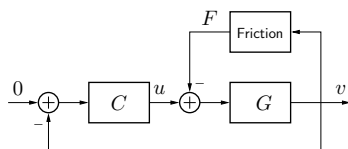
gives $x_2 = 0, \sin(x_1) = 0$, etc

A Standard Form for Analysis

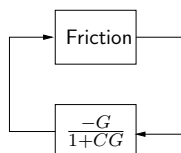
Transform to the following form



Example, Closed Loop with Friction



\iff



Next Lecture

- ▶ Linearization
- ▶ Stability definitions
- ▶ Simulation in Matlab